



CADETS AND JUNIOR CANADIAN RANGERS DRESS INSTRUCTIONS

(ENGLISH)

(Cette publication est disponible en français sous le numéro A-CR-CCO-100/AG-002)

Issued on Authority of the Commander, Cadets and Junior Canadian Rangers

Approved by: Commander, Cadets and Junior Canadian Rangers

OPI: Cadets and Junior Canadian Rangers Clothing and Dress Committee

2022-09-01

Canada



NOTICE

This documentation has been reviewed by the technical authority and does not contain controlled goods. Disclosure notices and handling instructions originally received with the document shall continue to apply.

AVIS

Cette documentation a été révisée par l'autorité technique et ne contient pas de marchandises contrôlées. Les avis de divulgation et les instructions de manutention reçues originalement doivent continuer de s'appliquer.



CADETS AND JUNIOR CANADIAN RANGERS DRESS INSTRUCTIONS

(ENGLISH)

Cette publication est disponible en français sous le numéro A-CR-CCO-100/AG-002

Issued on Authority of the Commander, Cadets and Junior Canadian Rangers

Approved by: Commander, Cadets and Junior Canadian Rangers

OPI: Cadets and Junior Canadian Rangers Clothing and Dress Committee

2022-09-01

LIST OF EFFECTIVE PAGES

Insert latest changed pages; dispose of superseded pages in accordance with applicable orders.

NOTE

On a changed page, the portion of the text affected by the latest change is indicated by a vertical line in the margin of the page. Changes to illustrations by miniature pointing hands, or black vertical lines.

Dates of issue for original and changed pages are:

Original	0	2022-09-01	Change	3
Change	1		Change	4
Change	2		Change	5

Zero in Change No. column indicates an original page. Total number of pages in this publication is 168, consisting of the following:

Page No.	Change No.	Page No.	Change No.
Cover page	0	3-5-1 to 3-5-2	0
Title	0	3I-1 to 3I-8	0
A	0	4-1 to 4-4	0
i to x	0	4A-1 to 4A-2	0
1-1 to 1-4	0	5-1 to 5-2	0
2-1-1 to 2-1-4	0	5A-1 to 5A-2	0
2-2-1 to 2-2-14	0	5B-1 to 5B-2	0
2-3-1 to 2-3-2	0	5C-1 to 5C-2	0
3-1-1 to 3-1-2	0	5D-1 to 5D-2	0
3-2-1 to 3-2-2	0	5E-1 to 5E-2	0
3A-1 to 3A-4	0	6-1-1 to 6-1-2	0
3B-1 to 3B-4	0	6-2-1 to 6-2-4	0
3-3-1 to 3-3-2	0	6A-1 to 6A-12	0
3C-1 to 3C-2	0	6B-1 to 6B-8	0
3D-1 to 3D-8	0	6C-1 to 6C-16	0
3E-1 to 3E-2	0	6D-1 to 6D-8	0
3F-1 to 3F-8	0	6E-1 to 6E-2	0
3G-1 to 3G-2	0	7-1 to 7-2	0
3H-1 to 3H-6	0	7A-1 to 7A-2	0
3-4-1 to 3-4-2	0	7B-1 to 7B-2	0

Contact Officer: Executive Assistant to CJCR CWO
 © 2022 DND/MDN Canada

FORWARD

1. A-CR-CCO-100/AG-001, Cadets and Junior Canadian Rangers Dress Instructions, are issued on authority of the Commander Cadets and Junior Canadian Rangers (Comd CJCR)
2. A-CR-CCO-100/AG-001 is effective upon receipt and supersedes all dress policy and rules previously issued as a CATO, manual, supplement, order or instruction.
3. Chapters 1 to 6 of the CJCR Dress Instructions apply to Sea, Army and Air Cadets whereas Chapters 1, 2 and 7 apply to Junior Canadian Rangers.
4. Suggestions for revision shall be forwarded through the chain of command to the CJCR Clothing and Dress Committee (CJCR CDC).
5. Any changes will be promulgated by a CANCDTGEN from the Comd CJCR.

THIS PAGE INTENTIONALLY LEFT BLANK

TABLE OF CONTENTS

	PAGE
CHAPTER 1 COMMAND AND CONTROL.....	1-1
COMMAND.....	1-1
CJCR CLOTHING AND DRESS COMMITTEE	1-1
DEFINITIONS.....	1-2
WORDS AND PHRASES – HOW CONSTRUED	1-4
CHAPTER 2 DRESS AND APPEARANCE	2-1-1
SECTION 1 DRESS	2-1-1
AUTHORIZED UNIFORMS.....	2-1-1
WEAR OF UNIFORM.....	2-1-1
GROUP AND INDIVIDUAL IDENTITY	2-1-2
OPTIONAL ITEMS	2-1-2
SEALED PATTERNS AND SPECIFICATIONS	2-1-2
ALTERATIONS AND MODIFICATIONS	2-1-3
SUPPLY AND ISSUE	2-1-3
UNIFORMITY IN DRESS	2-1-3
WEAR OF HEADRESS.....	2-1-3
WEAR OF CIVILIAN CLOTHES	2-1-3
WEAR OF TRADITIONAL PATTERNS OF UNIFORMS	2-1-4
SECTION 2 APPEARANCE	2-2-1
DEPARTMENT	2-2-1
PRINCIPLES	2-2-1
HAIR.....	2-2-1
BODY ADORNMENT	2-2-2
UNDERGARMENTS	2-2-2
EYEGLASSES / SUNGLASSES	2-2-3
SPECIFIC GUIDANCE FOR CEREMONIAL OCCASIONS.....	2-2-3
WEAR OF CLOTHING ITEMS	2-2-4
PERSONAL APPEARANCE	2-2-8
SECTION 3 RELIGIOUS AND SPIRITUAL CONSIDERATIONS ON DRESS	2-3-1
CONTEXT	2-3-1
EXCEPTIONS	2-3-1
WEAR OF HEADRESS.....	2-3-1
RELIGIOUS COVERINGS	2-3-2
INDIGENOUS PEOPLE	2-3-3
CADETS OF THE SIKH FAITH.....	2-3-3
CADETS OF THE MUSLIM FAITH	2-3-5
CADETS OF THE JEWISH FAITH.....	2-3-5
CHAPTER 3 INSIGNIA.....	3-1-1
SECTION 1 GUIDELINES.....	3-1-1
GENERAL	3-1-1
LIMITATIONS AND LOCATION OF INSIGNIA.....	3-1-1
MISCELLANEOUS	3-1-4
SECTION 2 IDENTIFICATION AND RANK INSIGNIA	3-2-1
IDENTIFICATION INSIGNIA.....	3-2-1

	RANK INSIGNIA.....	3-2-1
	ANNEX A IDENTIFICATION INSIGNIA.....	3A-1
	ANNEX B RANK INSIGNIA.....	3B-1
SECTION 3	QUALIFICATION, APPOINTMENT AND PROFICIENCY INSIGNIA	3-3-1
	QUALIFICATION INSIGNIA.....	3-3-1
	APPOINTMENT INSIGNIA.....	3-3-1
	PROFICIENCY INSIGNIA.....	3-3-1
	ANNEX C STAR / PROFICIENCY LEVEL INSIGNIA.....	3C-1
	ANNEX D CTC QUALIFICATION INSIGNIA.....	3D-1
	ANNEX E APPOINTMENT INSIGNIA.....	3E-1
	ANNEX F PROFICIENCY INSIGNIA.....	3F-1
SECTION 4	PARTICIPATION AND COMPETITION INSIGNIA	3-4-1
	GENERAL.....	3-4-1
	PARTICIPATION AND COMPETITION INSIGNIA.....	3-4-1
	ANNEX G PARTICIPATION AND COMPETITION INSIGNIA.....	3G-1
	ANNEX H INSIGNIA PLACEMENT.....	3H-1
SECTION 5	NATIONAL AND ORGANIZATIONAL PINS.....	3-5-1
	COMMEMORATIVE PINS.....	3-5-1
CHAPTER 4	ACCOUTREMENTS.....	4-1
	CEREMONIAL BELTS, SLINGS AND RELATED ITEMS.....	4-1
	SWORDS, CUTLASS – CEREMONIAL OCCASIONS AND TRAINING.....	4-1
	SASHES.....	4-1
	PACE STICKS AND DRILL CANES.....	4-1
	NAME TAGS AND TAPES.....	4-2
	MISCELLANEOUS.....	4-2
	SEA CADET ACCOUTREMENTS.....	4-2
	ARMY AND AIR CADET ACCOUTREMENTS.....	4-4
	ANNEX A POSITIONING OF POPPY.....	4A-1
CHAPTER 5	MEDALS AND OTHER HONOURS	5-1
	GENERAL.....	5-1
	METHOD OF MOUNTING AND WEARING ORDERS, DECORATIONS AND MEDALS.....	5-1
	NATIONAL COMMENDATIONS.....	5-2
	CADET COMMENDATIONS.....	5-2
	METHOD OF WEARING COMMENDATIONS AND AWARDS.....	5-2
	ANNEX A ORDERS, DECORATIONS AND MEDALS.....	5A-1
	ANNEX B UNDRESS RIBBONS.....	5B-1
	ANNEX C PRECEDENCE OF UNDRESS RIBBONS.....	5C-1
	ANNEX D NATIONAL COMMENDATIONS.....	5D-1
	ANNEX D CADET COMMENDATIONS.....	5D-1
	ANNEX D THE DUKE OF EDINBURGH AWARD.....	5D-2
CHAPTER 6	ORDERS OF DRESS.....	6-1-1
SECTION 1	GENERAL.....	6-1-1

	SCOPE	6-1-1
	ORDERS OF DRESS	6-1-1
SECTION 2	CADET BANDS AND AFFILIATED UNIT DRESS	6-2-1
	AUTHORIZED CADET MILITARY / PIPE BAND UNIFORMS	6-2-1
	SEA CADETS	6-2-1
	ARMY CADETS	6-2-2
	AIR CADETS	6-2-3
	DRESS JACKET – DOUBLET PATTERN	6-2-4
SECTION 3	CEREMONIAL DRESS – C1	6-3-1
	ANNEX A CEREMONIAL DRESS – SEA	6A-1
	ANNEX B CEREMONIAL DRESS – ARMY	6B-1
	ANNEX C CEREMONIAL DRESS – AIR	6C-1
SECTION 4	MESS DRESS – C2	6-4-1
	ANNEX D MESS DRESS – SEA	6D-1
	ANNEX E MESS DRESS – ARMY	6E-1
	ANNEX F MESS DRESS – AIR	6F-1
SECTION 5	SERVICE DRESS – C3	6-5-1
	ANNEX G SERVICE DRESS – SEA	6G-1
	ANNEX H SERVICE DRESS – ARMY	6H-1
	ANNEX I SERVICE DRESS – AIR	6I-1
SECTION 6	TRAINING DRESS – C5	6-6-1
	ANNEX J TRAINING DRESS – SEA	6J-1
	ANNEX K TRAINING DRESS – ARMY	6K-1
	ANNEX L TRAINING DRESS – AIR	6L-1
SECTION 7	ORDERS OF DRESS	6-7-1
CHAPTER 7	JUNIOR CANADIAN RANGERS	7-1-1
SECTION 1	APPEARANCE AND DRESS INSTRUCTIONS	7-1-1
	GENERAL	7-1-1
	RESPONSIBILITIES	7-1-1
	UNIFORM	7-1-1
SECTION 2	INSIGNIA	7-2-1
	GENERAL	7-2-1
	LIMITATION AND LOCATION OF INSIGNIA	7-2-1
	JCR – LEFT SLEEVE	7-2-2
SECTION 3	RANK AND ACCOUTREMENTS	7-3-1
	ANNEX A POSITIONING OF POPPY	7A-1
SECTION 4	MEDALS AND OTHER HONOURS	7-4-1
	METHOD OF MOUNTING AND WEARING ORDERS, DECORATIONS AND MEDALS	7-4-1
	COMMENDATIONS AND AWARDS	7-4-1

	METHOD OF WEARING COMMENDATIONS AND AWARDS.....	7-4-1
SECTION 5	ORDERS OF DRESS.....	7-5-1
	ANNEX B DISTINCTIVE UNIFORM	7B-1

THIS PAGE INTENTIONALLY LEFT BLANK

LIST OF FIGURES

FIGURE	TITLE	PAGE
2-2-1	Personal Appearance	2-8
2-2-2	Personal Appearance	2-9
2-2-3	Personal Appearance	2-10
2-2-4	Personal Appearance	2-11
2-2-5	Headdress	2-12
2-2-6	How to Tie a Cap Tally, Step 1	2-13
2-2-7	How to Tie a Cap Tally, Step 2	2-13
2-2-8	How to Tie a Cap Tally, Steps 3-5	2-14
2-2-9	Necktie – Windsor Knot	2-15
2-2-10	Lacing Footwear	2-16
2-3-1	Religious Coverings (examples of Pentecostal and Muslim)	2-3-2
2-3-2	Sikh Accoutrements	2-3-6
3A-1	Sea Cadet Identification	3A-1
3A-2	Army Cadet Identification	3A-2
3A-3	Air Cadet Identification	3A-3
3B-1	Rank Insignia	3B-1
3B-2	Rank Insignia	3B-2
3B-3	Rank Insignia	3B-3
3C-1	Army Cadet Star Levels	3C-1
3C-2	Army Cadet National Star of Excellence	3C-2
3C-3	Air Cadet Proficiency Levels	3C-2
3D-1	Common CTC Qualification Insignia	3D-1
3D-2	Sea Cadet CTC Qualification Insignia	3D-3
3D-3	Army Cadet CTC Qualification Insignia	3D-4
3D-4	CAF Parachutist Insignia	3D-4
3D-5	Air Cadet CTC Qualification Insignia	3D-5
3D-6	Air Cadet Pilot Qualification Insignia	3D-6
3D-7	Air Cadet Specialty Proficiency Insignia	3D-6
3E-1	Appointment Insignia	3E-1
3E-2	Sea Cadet Appointment Insignia	3E-1
3F-1	Fitness Proficiency Insignia	3F-1
3F-2	Music Proficiency Insignia	3F-1
3F-3	Marksmanship Proficiency Insignia	3F-2
3F-4	First Aid Proficiency Insignia	3F-3
3F-5	Sea Cadet Sail Proficiency Insignia	3F-4
3F-6	Sea Cadet Specialty Proficiency Insignia	3F-4
3F-7	Sea Cadet Communicator Proficiency Insignia	3F-4
3G-1	Sea Cadet Participation Insignia	3G-1
3G-2	Sea Cadet Participation and Competition Insignia	3G-1
3G-3	Sea Cadet Participation and Competition Insignia	3G-1
3G-4	Army Cadet Participation Insignia	3G-2
3G-5	Expedition Participation Insignia	3G-2
3G-6	Army Cadet National Rifle Team Insignia	3G-2
3G-7	Air Cadet Participation Insignia	3G-3
3G-8	Effective Speaking Participation and Competition Insignia	3G-3
3G-9	Participation and Competition Insignia	3G-4
3G-10	Participation and Competition Insignia	3G-4
3G-11	Participation and Competition Insignia placement, Left Pocket	3G-5
3G-12	Participation and Competition Insignia placement, Right Pocket	3G-5
3H-1	Sea Cadet Insignia Placement, Left Sleeve	3H-1
3H-2	Sea Cadet Insignia Placement, Right Sleeve	3H-2
3H-3	Army Cadet Insignia Placement, Left Sleeve	3H-3
3H-4	Army Cadet Insignia Placement, Right Sleeve	3H-4
3H-5	Air Cadet Insignia Placement, Left Sleeve	3H-5
3H-6	Air Cadet Insignia Placement, Right Sleeve	3H-6

LIST OF FIGURES (CONT'D)

FIGURE	TITLE	PAGE
4A-1	Positioning of Poppy.....	4A-1
5A-1	Method of Wear for Cadet Medals	5A-1
5B-1	Method of Wear for Cadet Undress Ribbons	5B-1
5C-1	Precedence of Undress Ribbon Rows	5C-1
5D-1	National Commendations Insignia.....	5D-1
5D-2	Cadet Commendations Insignia	5D-1
5D-3	The Duke of Edinburgh Pin	5D-2
5D-4	Method of Wear for the Duke of Edinburgh Pin.....	5D-2
6-2-1	Kilted Dress – Jacket Modifications.....	6-2-4
6-3-1	Ceremonial Dress	6-3-2
6A-1	Ceremonial Dress – Sea	6A-1
6A-2	Ceremonial Dress – Highland - Sea.....	6A-2
6B-1	Ceremonial Dress – Army	6B-1
6B-2	Ceremonial Dress – Highland - Army.....	6B-2
6C-1	Ceremonial Dress – Air	6C-1
6C-2	Ceremonial Dress – Highland - Air.....	6C-2
6-4-1	Mess Dress.....	6-4-2
6D-1	Mess Dress – Sea	6D-1
6E-1	Mess Dress – Army	6E-1
6F-1	Mess Dress – Air	6F-1
6-5-1	Service Dress	6-5-2
6G-1	Service Dress – Sea.....	6G-1
6G-2	Service Dress – Sea.....	6G-2
6H-1	Service Dress – Army.....	6H-1
6H-2	Service Dress – Army.....	6H-2
6H-3	Service Dress – Army.....	6H-3
6I-1	Service Dress – Air.....	6I-1
6I-2	Service Dress – Air.....	6I-2
6I-3	Service Dress – Air.....	6I-3
6-6-1	Training Dress	6-6-1
6J-1	Training Dress – Sea.....	6J-1
6J-2	Training Dress – Sea.....	6J-2
6K-1	Training Dress – Army.....	6K-1
6K-2	Training Dress – Army.....	6K-2
6L-1	Training Dress – Air.....	6L-1
6L-2	Training Dress – Air.....	6L-2
7-2-1	Insignia Placement	7-2-2
7A-1	Positioning of Poppy.....	7A-1
7-4-1	Method of Wear for JCR Medals	7-4-2
7-4-2	Method of Wear for JCR Undress Ribbons.....	7-4-2
7-4-3	Precedence of Undress Ribbon Rows	7-4-3
7-4-4	National Commendations Pins	7-4-4
7-4-5	Cadet Commendations Pins.....	7-4-4
7-4-6	The Duke of Edinburgh Pin	7-4-5
7B-1	Orders of Dress – JCR	7B-1

THIS PAGE INTENTIONALLY LEFT BLANK

CHAPTER 1

COMMAND AND CONTROL

COMMAND

1. All cadets and JCRs shall wear the uniforms prescribed by the Commander, Cadets and Junior Canadian Rangers (Comd CJCR) in accordance with *Queen's Regulations and Orders for the Canadian Cadet Organizations (QR (Cadets))*, Chapter 5, Section 3 (less Article 5.21).
2. This publication is issued under the authority of the Comd CJCR. Details of cadet and JCR clothing and uniforms, accoutrements, insignia, orders of dress and personal appearance instructions set out herein are those authorized for wear by cadets and JCRs.
3. Cadets and Junior Canadian Rangers Dress Instructions (CJCR DI) shall be interpreted as follows: if an item is not included in these instructions, it is not authorized.
4. A uniform is an outward symbol of commitment, identity, and ethos. Coupled with overall appearance, the uniform is the most powerful visual expression of pride by the individual and is the primary means by which the public image of the Cadet and JCR Programs is fashioned. Uniforms identify all Cadets and JCRs as members of a cohesive and national youth organization.
5. Cadets and JCRs shall wear the applicable uniform as described in this instruction in accordance with (IAW) the instructions contained herein.
6. Changes in dress policy, dress instructions or uniforms, or in the designs of uniforms, uniform accessories, accoutrements, or insignia, shall only be made with the approval of the Comd CJCR.
7. Cadets that are required to wear a CAF uniform for operational requirements, when approved by the Regional Cadet Support Unit Commanding Officer (RCSU CO), shall refer to *A-DH-265-000/AG-001 CFP 265 Canadian Armed Forces Dress Instructions* to comply with appropriate usage and wearing.
8. Whenever a new item of dress is introduced, an amendment to these instructions shall be issued by the Comd CJCR, advising the conditions under which the superseded or obsolescent item may continue to be worn and the procedure for implementing, distribution, and usage of the new item.
9. The Comd CJCR is advised by the:
 - a. CJCR Clothing and Dress Committee (CJCR CDC); and
 - b. CJCR Formation Chief Warrant Officer (FCWO).

CJCR CLOTHING AND DRESS COMMITTEE

10. The Comd CJCR is the final authority for all cadet and JCR clothing and dress related issues.
11. The CJCR CDC is the senior level committee that is the governing body mandated to provide advice, recommendations, and decision support to the Comd CJCR on matters of cadet and JCR clothing, dress, and appearance.
12. The CJCR CDC provides the focal point for all cadet clothing and dress matters, including rules and regulations, administrative, procedural and traditional aspects, and the coordination of design and development.
13. The CJCR CDC is composed of the:
 - a. Chair: Deputy Commander CJCR (DComd CJCR);

- b. Co-Chair: CJCR Formation Chief Warrant Officer (FCWO);
- c. Secretary: Staff Officer DComd CJCR or designate; and
- d. Voting members:
 - (1) Regional CWOs (five);
 - (2) Directorate of Canadian Rangers 4 - JCR Program Advisor (MWO); and
 - (3) National Advisory Council COATS (NACC) Chair.

14. Submissions and recommendations on clothing and dress matters, including proposed changes to these Dress Instructions, shall be formally presented to the RCWOs, through the chain of command. For JCR related submissions, recommendations shall go through the Directorate of Canadian Rangers 4 - Junior Canadian Rangers Program Advisor, through the chain of command.

DEFINITIONS

15. Standard term meanings and definitions of terms are used throughout this publication. Where deemed necessary, further explanations of terms are included in the relevant text.

16. Specific definitions and explanations follow (listed alphabetically by language):

Accoutrements. Items of the cadet uniform other than garments (e.g., ceremonial waist belts, shoulder sashes, pace sticks and canes).

Appointment Insignia. Identifies a specific appointment / position a cadet and JCR may hold.

Area OC. A member of Cadet Organizations Administration and Training Service (COATS) designated by the RCSU CO as the officer commanding a specified area within the region.

Canadian Cadet Organizations (CCO). The Royal Canadian Sea, Army, and Air Cadets, and the Junior Canadian Rangers.

Cap. A headdress without a brim all the way around.

Ceremonial Dress (C1). An order of dress worn for formal occasions.

Commemorative Insignia. Pins or badges that recognizes special occasions.

Corps / Squadron CO. A member of COATS appointed as the CO of a corps / squadron by the RCSU CO.

CTC CO. A member of COATS appointed as the CO of a Cadet Training Centre (CTC) by the Comd CJCR.

Environment. The customary functional division by environment (e.g., Sea, Land, and Air).

Field Training Uniform (FTU). The olive drab environmental training uniform worn by cadets during field training or routine army and air cadet activities.

Flight Suit (C5B). The operational clothing worn by air cadet pilots.

Identification Insignia. Identifies the element and corps / squadron the cadet belongs to.

In Accordance With (IAW). Following a direction, policy, or request.

Mess Dress (C2). A formal order of dress worn at cadet mess dinners and special occasions.

Naval Combat Dress (NCD). The Royal Canadian Navy operational clothing worn by a sea cadet when at sea for an extended period (normally, not less than 2 weeks) or where an approved operational requirement is identified for health and safety.

Next to skin items. Items that rest primarily upon exposed skin which can include, but is not limited to:

- a. t-shirt (elemental);
- b. dress shirt;
- c. socks; and
- d. headdress.

Orders of Dress. Specific compositions of dress items which, by regulation, are worn together.

Participation / Competition Insignia. Badge or pin that recognizes the participation in approved events.

Piping. A narrow band of material used to trim edges and seams of clothing.

Proficiency Insignia. Recognizes proficiency levels achieved.

Qualification Insignia. Recognizes qualifications achieved.

Rank Insignia. Identifies ranks achieved.

RCSU CO. An officer appointed by the Canadian Armed Forces (CAF) as the Regional Cadet Support Unit Commanding Officer.

Sea Training Uniform (STU). The environmental training uniform is worn by a sea cadet during corps training or specialty nautical activities.

Service Dress (C3). An order of dress for regular training activities.

Slip-Ons. A specific material article, typically indicating rank, and worn on the epaulettes of the shirt, jackets, and outerwear of the CCO.

Temporary Loan Items / Kit. Scaled public clothing and equipment issued from a Distribution Account (DA) / Supply Customer Account (SCA) to a cadet / JCR due to temporary employment or location and returned on termination of the special circumstances; examples include flying clothing, marksmanship and biathlon gear, parkas, wind pants, mukluks, NCDs and coveralls. These articles of clothing and equipment are issued and maintained at public expense.

Traditional Uniform. Referred to in this document as a costume. Represents a discontinued / obsolete uniform previously worn by the Canadian Armed Forces or Canadian Cadet Organizations.

Training Dress (C5). A functional order of dress when participating in environmental specific activities.

Training Establishment. A designated establishment to organize and conduct cadet activities. These training establishments include:

- a. corps / squadrons;
- b. technical training establishments including:
 - i. Cadet Nautical Sites;

- ii. Cadet Expedition Sites; and
 - iii. Cadet Flying Sites.
- c. CTCs.

Training Establishment CO. A member of COATS appointed as the CO of a training establishment

WORDS AND PHRASES – HOW CONSTRUED

17. “Shall”, “may”, and “should”
- a. “shall” is intended to be construed as being imperative (not optional);
 - b. “may” is intended to be construed as being permissive; and
 - c. “should” is intended to be construed as being informative only.

CHAPTER 2 DRESS AND APPEARANCE

SECTION 1

DRESS

AUTHORIZED UNIFORMS

1. Standard changes into summer and winter dress are ordered by RCSU COs.
2. Army cadets may wear dress items of their affiliated unit, provided that:
 - a. authorized items may include headdress, regimental buttons, carves, sashes, hat badges, and lanyards;
 - b. only those items currently used by the affiliated unit may be identified for use by army cadets. Discontinued uniform parts and accoutrements shall be considered historical and will not be authorized for wear (see Para 27);
 - c. final approval and authority for new or special accoutrements for wear / use is the Comd CJCR;
 - d. the CO of the affiliated unit must recommend, in a letter, item for wear / use;
 - e. the cadets must remain easily identifiable as cadets; and
 - f. the items are procured at no cost to the public, with the exception of the beret.
3. **Provision.** All cadets shall be issued with clothing / accoutrements to the authorized scale of entitlement, D08-101 CFS DSC *Materiel Authorization - Basic Clothing and Camp Supplemental*, at public expense. Clothing / accoutrements shall be recorded on an Individual Clothing and Equipment Record (CF 892A) and returned when they no longer fit or are not required. A Temporary Loan Card (DND 638) shall be used for items which are on supply customer accounts (SCA).
4. Specialty clothing items may be issued for select National Directed Activities (NDA) and Regional Directed Activities (RDA).
5. **Responsibility.** Cadets are personally responsible for the cleaning and control of all items of uniform clothing and accoutrements issued to them.
6. **Maintenance / Replacement.** Maintenance (repair) of issued clothing / accoutrements shall be at public expense determined on an as required basis with due economy of available resources. Replacement of issued uniforms shall be on a one-for-one exchange basis for those items not considered next to skin, on an as required basis.

WEAR OF UNIFORM

7. Unless otherwise directed, during cadet activities, all cadets:
 - a. shall wear the prescribed uniform; or
 - b. may wear appropriate civilian clothes.
8. When authorized by the training establishment CO, cadets may wear their uniform while attending non-cadet ceremonies or functions when appropriate. The prescribed uniform shall adhere to the standard established in the CJCR DI. The cadet must ensure that they maintain a high standard of dress for these occasions and represent the CCO in a good manner.

in the CJCR DI. The cadet must ensure that they maintain a high standard of dress for these occasions and represent the CCO in a good manner.

GROUP AND INDIVIDUAL IDENTITY

9. Dress policy recognizes the organizational requirement for group and individual identity. A spectrum of identity exists which includes country, element, regimental affiliation, CTC, and corps / squadron. The emphasis placed on each differs in accordance with custom. Symbols of primary identity are an organizational requirement and therefore, shall be provided at no cost to the cadet.

10. Cadets are allocated elemental identity and are uniformed according to the element to which they belong.

11. There are four uniform categories which are worn in common by all cadets, IAW their environmental identity:

- a. ceremonial dress (C1);
- b. mess dress (C2);
- c. service dress (C3); and
- d. environmental training dress (C5).

12. All cadets parading as a group shall normally be required to wear the same order of dress. The training establishment CO may authorize certain cadets to wear a different order of dress as dictated by the type of parade or function.

13. The training establishment CO may authorize the wearing of corps / squadron / CTC t-shirts in-lieu of issued elemental t-shirts in C5 orders of dress. These t-shirts shall:

- a. be obtained at no public cost;
- b. be a solid colour with a unit crest on the front, left chest and basic wording on the back;
- c. follow elemental colour schemes, or appropriate colours to allow identifying divisions / platoons / flights / courses;
- d. not be used for activities outside of the corps / squadron / CTC; and
- e. not be used for travel.

14. Cadets waiting for a cadet uniform to be issued, that precludes them from being present according to uniformity, shall be dressed according to the direction of the training establishment CO. Such direction will reflect the standard of dress being represented by the group or function.

OPTIONAL ITEMS

15. Certain clothing items may be authorized for optional wear as long as they are obtained at no expense to the public.

16. To obtain approval of optional items, a proposal shall be submitted by the training establishment CO through the chain of command to their respective RCWO. The submission will be reviewed and if supported, will be forwarded for approval by the Comd CJCR.

17. Highland Dress authorization instructions for wear are located in Chapter 6, Section 2.

SEALED PATTERNS AND SPECIFICATIONS

18. Uniformity and quality of dress is paramount for the CCO. All cadets shall wear the prescribed pattern of uniforms identified and issued through the CCO Supply System.

19. The CJCR HQ is the only authority which can approve CCO insignia. Any requests or recommendations for new or amended insignia shall be submitted by the training establishment CO through the chain of command to their respective RCWO.

ALTERATIONS AND MODIFICATIONS

20. Items of cadet clothing shall not be altered or modified, except to obtain a reasonable fit, or to convert jackets to doublets.

21. Badges / insignia shall be sewn on the uniform neatly using a thread that blends with the badge and uniform. Badges shall not be glued.

SUPPLY AND ISSUE

22. Supply and issue of the various orders of cadet uniforms shall be in accordance with D08-101 *CFS DSC Materiel Authorization - Basic Clothing and Camp Supplemental* which outlines the scales of issue for environmental and specialty clothing provided and maintained at public expense.

UNIFORMITY IN DRESS

23. When cadets from different elements parade, conduct training, or attend functions together, they should normally wear the equivalent order of dress.

WEAR OF HEADDRESS

24. **Introduction.** The wearing of headdress on different occasions reflects a combination of the cultural etiquette of Canadian society, military custom, and religious practices. These highlight the differences between those whose customs require removing headdress as a sign of respect, and those who cover the head as a sign of religious respect and modesty. In addition:

- a. details for cadets of the Sikhs, Muslim and Jewish faith are contained in section 3 of this chapter;
- b. **Funerals.** Headdress shall be removed by the bearer party in accordance with their own religious practices;
- c. **Messes and Canteens.** Headdress shall be removed upon entering either a mess or canteen except when indicated by a cadet's religious practice or for personnel performing duties within these establishments;
- d. **Non-Service Buildings.** Headdress shall not be removed in any public place. However, cadets may observe the custom practiced by civilians in regard to the wearing of headdress in non-service buildings such as restaurants, theatres and libraries; and
- e. **Public Transportation.** Cadets travelling aboard a local public conveyance may remove their headdress. Cadets travelling extended distances by aircraft, bus or rail, may remove their headdress while in transit, however, headdress shall be replaced prior to exiting the public conveyance, vehicle or aircraft.

WEAR OF CIVILIAN CLOTHES

25. Civilian and uniform clothing items / patterns shall not be mixed, except where specifically authorized by the training establishment CO (e.g., sports activities, extreme temperatures).

26. Dress for cadets shall be suitably based on both current and forecasted weather conditions, air temperatures, insulating properties and the ability for the wearer to remain dry, warm, and comfortable. As such, appropriate civilian clothing is authorized.

WEAR OF TRADITIONAL PATTERNS OF UNIFORMS

27. Traditional patterns of dress, also referred to as historical dress, shall be considered costumes and are not to be worn as an order of dress. These types of uniforms are those that are not currently in use within the CCO or CAF but do represent a previously used order of dress.

28. Costumes shall be purchased, maintained, stored, and held at no cost to the public. Costumes may only be worn when approved for use by the RCSU CO or the CTC CO with those requests being staffed through the respective RCWO / CTC CWO.

29. If authorized, costumes shall be worn in accordance with the CAF or CCO dress instructions from the period of wear. Mixed items of uniform patterns shall not be authorized. Research must be conducted to clearly identify the components and availability of period dress. The costume shall be worn in a manner so as not to bring discredit to the CCO and the CAF, but to honour the history and tradition that it represents.

30. Costume items include, but are not limited to:

- a. Blues (sea cadets);
- b. Whites (sea cadets);
- c. Gun Shirt (sea cadets);
- d. Pith helmets (army cadets); and
- e. Patrol Dress (army cadets).

SECTION 2

APPEARANCE

DEPARTMENT

1. **General.** IAW QR (Cadets) 5.20, the deportment and appearance of all cadets, in uniform or when wearing civilian attire, shall on all occasions reflect credit on the CCO and the individual. It is the responsibility and duty of all cadets to ensure that, by their vigilance, actions and example, the policies, regulations and instructions contained herein are adhered to.

2. **Behaviour.** When in uniform, cadets shall conduct themselves in a manner which projects a positive public appearance. Behaviour such as, but not limited to, chewing gum, use of electronic devices while walking, placing hands in pockets, and walking hand in hand, is prohibited.

3. **Cadet Presence.** Cadets in uniform shall be well presented, with footwear cleaned and shone, and uniform cleaned and properly pressed. In particular, buttons, fasteners and zippers shall be kept closed; pockets shall not be bulged; items such as personal mobile devices, portable electronics, glasses, glass cases, sunglasses, pens, pencils, key rings, or paper shall not be visibly extended, protrude from pockets, or be suspended from waist belts; headphones shall not be worn; and ear buds may only be worn when travelling on transport. Cadets wearing civilian clothes during cadet activities shall dress and conduct themselves in a manner that reflects positively as members of the CCO.

PRINCIPLES

4. While ceremonial standards may apply in certain circumstances, the CJCR policy on appearance is premised on three principles: safety, inclusion, and a reflection of changing societal norms. These principles, listed in priority, are defined as:

- a. **Safety.** All members of the CCO are responsible to ensure that the safety of personnel is not compromised.
- b. **Inclusion.** The practice of providing equal access to opportunities and resources, where all members have a sense of belonging and are encouraged to be their authentic selves. Leaders are to treat all personnel under their care with dignity and respect. In some cases, additional accommodations may be needed. Specific accommodations in respect of this policy are regulated under DAOD 5516-3, *Religious or Spiritual Accommodation*.
- c. **Societal Norms.** The CCO is a microcosm of Canadian society. As much as is possible, policies applying to cadets, including standards of dress, should reflect the changing norms in Canadian society. This will welcome a more diverse group of cadets, which will benefit the CCO as diversity is a known force multiplier.

HAIR

5. Hair shall not prevent the proper wear of a military headdress or protective equipment. Hair must be worn so that without a headdress the cadet's face is visible. Full or partial shaving of hair on the head is permitted. Colouring of hair is permitted. The wearing of wigs, dreadlocks, or hair extensions is permitted. Long hair is permitted but must be secured accordingly when extending below the top / ridge of the shoulder in such a manner to prevent hair from covering the face. Acceptable accessories to secure hair include, but are not limited to, clips, barrettes, bobby pins, fabric elastics, elastic bands, and hair nets.

6. In cases where safety may be compromised, or where a hairstyle that is associated with a cultural, religious, or spiritual belief that does not align with this policy, cadets are to refer to DAOD 5516-3, *Religious or Spiritual Accommodation* and section 3 of this chapter.

7. **Facial Hair.** All styles of facial hair and sideburns are authorized. Facial hair may be braided / ponytail style and coloured. Accessories to secure facial hair include but are not limited to: barrettes, bobby pins, fabric elastics, elastic bands, and hair nets.

BODY ADORNMENT

8. **Jewellery.** The wearing of jewellery is permitted in uniform however cadets must not:

- a. wear jewellery over uniform items;
- b. while in uniform, have ear piercings and ear gauges / spacers of more than 2.5 cm diameter or diagonal measurement (dependent on the activity whether for ceremonial or safety reasons, the number of earrings may be restricted);
- c. wear jewellery in piercings which are normally covered by uniforms if they pose a risk of injury;
- d. wear jewellery that impairs the cadets' safety or ability to perform their duties;
- e. wear jewellery that a cadet knows, or ought reasonably to know, are connected with criminal activities (e.g., criminal gangs), that promote and / or express, on the basis of a prohibited ground of discrimination as defined in the Canadian Human Rights Act (CHRA), the following: hatred, violence, discrimination, or harassment; or
- f. wear jewellery that a cadet knows, or ought to know, promote and / or express: racism, sexism, misogyny, misandry, xenophobia, homophobia, ableism, or sexually explicit material.

9. **Rings.** There are no limits to the number of rings a cadet can wear in uniform (dependent on the activity whether for ceremonial or safety reasons, the number of rings may be restricted);

10. **Earrings.** Cadets in uniform may have multiple ear piercings as well as ear gauges / spacers of no more than 2.5 cm square or diameter. (See Figure 2-2-4)

11. **Nose rings.** Cadets in uniform may have a single nose piercing, as associated with a cultural, religious, or spiritual belief. Septum piercings are not permitted, (dependent on the activity whether for ceremonial or safety reasons, the number of earrings may be restricted). (See Figure 2-2-4)

12. The only authorized piercing above the shoulders are those on the ears and nose.

13. **Make-up.** Cadets may wear make-up, whether in uniform or civilian clothes. They may wear nail polish, artificial nails, temporary lashes, and eyelash extensions unless it impairs the cadets' safety or ability to perform their duties. Safety must be considered at all times.

14. **Tattoos.** Tattoos are permitted. However, cadets must not have:

- a. tattoos that a cadet knows, or ought reasonably to know, are connected with criminal activities (e.g., criminal gangs), tattoos that promote and / or express, on the basis of a prohibited ground of discrimination as defined in the CHRA, the following: hatred, violence, discrimination, or harassment; or
- b. tattoos that a cadet knows, or ought to know, promote and / or express: racism, sexism, misogyny, misandry, xenophobia, homophobia, ableism, or sexually explicit material.
- c. tattoos of a cultural nature (such as Inuit face tattoos) shall be allowed.

UNDERGARMENTS

15. Undergarments shall be worn under all orders of dress and shall be of an appropriate colour so as not to be visible through uniform and civilian items of clothing.

16. Undershirts may be worn under any order of dress. Undershirts shall be of a solid colour and free of lettering or designs that will show through the uniform shirt. Undershirts shall not be visible at the neck opening or below the sleeves.

EYEGASSES / SUNGLASSES

17. Eyeglasses and sunglasses are permitted for wear in all orders of dress

SPECIFIC GUIDANCE FOR CEREMONIAL OCCASIONS

18. Ceremonial order of dress (C1) shall only be ordered for specific occasions (CO's parade, Formal parades, ACRs, etc.) C1 shall not be the standard training dress at a corps / squadron. The following amplification is provided for all cadets when in C1 order of dress:

- a. footwear will be worn as per environment / regiments / corps / squadron dress instructions;
- b. over garment will be worn as per environments / regiments / corps / squadron dress instructions. Medals are not to be worn on over garment (parka, windbreaker, rain jacket);
- c. hair that extends below the tunic jacket collar shall be secured in one of the following styles:
 - (1) in a bun;
 - (2) a single braid;
 - (3) double braids centred to the back;
 - (4) multi braids or locks, be pulled back to the centre of the back or equally positioned along the shoulder blades and secured; or
 - (5) when hairstyle or hair type does not allow a cadet to adopt one of the aforementioned hairstyles, the cadet must discuss with the Chain of Command to find a hairstyle that can be secured accordingly.
- d. Jewellery;
 - (1) **Rings**, a maximum of two rings which are not of costume jewellery nature. Rings shall not inhibit the execution of proper arms drill or cause an unsightly bulge in white or black gloves.
 - (2) **Necklaces and bracelets** shall not be visible;
 - (3) **Piercings**. The only piercings authorized are single or single set of stud or single stone earrings (one in each ear) are permitted in the ear lobe(s). These earrings shall not exceed one centimeter square or diameter. Gauges / spacers shall not exceed 2.5 cm in diameter; and
 - (4) **Plain tie-pins or clips** or with a Canadian military/Cadet insignia are permitted.
- e. Facial make-up, temporary lashes, and eyelashes extensions are permitted; and
- f. Coloured nail polish and artificial nails are permitted as long as they do not impair the cadet's ability to perform their duties.

WEAR OF CLOTHING ITEMS

19. **General.** The following paragraphs give instructions for common items, both permanent equipment and optional items.

20. **Headdress:** (see Figure 2-2-5).

- a. **Beret.** The beret shall be worn level on the head, with the sweatband above the eyebrows, the badge centred over the left eye, and the crown pulled downward to the right. The break of the sweatband shall be worn centred at the back of the head, with no draw string visible. The colour of the beret shall be:
 - (1) Sea Cadets – When authorized in training (C5) order of dress – black;
 - (2) Air Cadets – When authorized in training (C5) order of dress – blue;
 - (3) Army Cadets – The dark green beret shall be worn by Army Cadets unless authorized to wear the headdress of their affiliated unit, to include:
 - a. Armoured – black;
 - b. Artillery, Electrical Engineers, Signals, and Intelligence – blue;
 - c. Regiments of Foot Guards – guards-pattern undress peak caps as optional items, or khaki;
 - d. Rifle Regiments – rifle-pattern undress field service (wedge) caps;
 - e. Airborne – maroon;
 - f. Military Police – scarlet; and
 - g. Highland – glengarry or balmoral.
- b. **Wedge Cap.** Worn on the right side of the head, centred front and back, with the front edge of the cap 2.5 cm above the right eyebrow. Two Air Force / Cadet buttons shall be attached in pre-cut holes at the front;
- c. **Sailor's Cap.** (see Figures 2-2-6 through 2-2-8) Worn so that the rim of the cap is 2.5 cm above the eyebrow. The front seam is centred directly over the nose. The chin stay shall be sewn inside the cap at the correct length to permit the stay to fit under the chin. It may be worn with Royal Canadian Sea Cadet or corps cap tally. If Royal Canadian Sea Cadet, the centre of the lettering on the cap tally (between the "I" and "A" of the word "CANADIAN") should be in line with the front cap seam. For the corps name, fold in half from the "R" (RCSCC) to the last letter of the corps name, and centre to line up with the front cap seam. It is tied in a neat bow, not more than 7.5 cm and not less than 5 cm across, the ends being of equal length. The bow is to be centred on the left ear vents. The chin stay shall be worn down by cadets wearing webbing if parading as a member of a band, guard or colour party;
- d. **Sea Cadet Ball Cap.** Worn square on the head with the sweatband 2.5 cm above the eyebrows. The brim of the cap shall not have excessive or exaggerated curve and is not to be folded or creased down the centre. The lettering is to be 1.3 cm gold coloured thread embroidery, displaying:
 - (1) "RCSCC" and corps name (e.g., RCSCC LIGHTHOUSE), and corps numerical designator (e.g., 978) on the front panel in capital block lettering, and no other lettering or graphic is authorized; or

- (2) "HMCS LIGHTHOUSE" on the front panel in capital block lettering, and no other lettering or graphic is authorized.
- e. **Air Cadet Ball Cap.** Worn square on the head with the sweatband 2.5 cm above the eyebrows. The brim of the cap shall not have excessive or exaggerated curve and is not to be folded or creased down the centre.
- f. **Wide-Brimmed Tan Summer Hat.** Worn by cadets when undergoing training activities for which the regular headdress is unsuitable;
- g. **Toque.** Worn as an alternative winter headdress. Toques shall be worn flush against the top of the head and turned up once to show either a 7.5 cm or a 10 cm fold according to the design of the toque, with the lower edge of the fold 2.5 cm above the eyebrows. The insignia is centered directly over the nose. According to the severity of the weather, the toque may be:
- (1) worn up, square on the head and slightly angled towards the back; or
 - (2) pulled down at the sides and back to cover the ears.
- h. **Turban / Patka.** Detail pertaining to the turban / patka are detailed in Section 3;
- i. **Kippah.** Details pertaining to kippah are found in Section 3; and
- j. **Hijab.** Details pertaining to the hijab are found in Section 3.
21. **Jackets.** Sleeves shall be roll-pressed with no creases. Jackets shall be worn fully buttoned-up except for the top button. This uniform item is informally referred to as a tunic.
22. **Jacket Belts.** Worn so that the excess of the belt, once attached, is on the left side of the buckle. The buckle shall be adjusted so that it is centred on the buttons of the jacket. Belts shall not exceed more than 5 cm past the first permanent loop of the jacket. Exceedingly long belts shall not be tucked in but shall be exchanged for a size that fits.
23. **Trousers.** Shall be worn as follows:
- a. with the trousers belt;
 - b. pressed to have a crease down the front and back centre of each leg; and
 - c. the length of the trousers should extend to the third eyelet from the bottom of the cadet ankle boot.
24. **Belt for Trousers.** The issued narrow black web belt with brass buckle shall be worn with the trousers. Belts should be worn so the excess belt protrudes from the buckle toward the wearer's left. The buckle will be adjusted so the excess material is not visible and will give a 'brass-on-brass' look. Buckles with elemental / corps / squadron / CTC badges are authorized for wear with the uniform.
25. **Sea Cadet Lanyards.** Worn under the collar, with the knot placed at the second button from the top, while the remainder of the lanyard loops around and is tucked into the inner corner of the left breast pocket with slack of bight of the lanyard hanging 8 cm below the top of the pocket.
26. **Shirt.** Worn with or without tie. Rank slip-ons shall be worn with the shirt. Cadets may wear open neck with jacket. When worn open neck, shirt collar shall be worn over jacket collar.
27. **Field Training Shirt.** Worn with the sleeves rolled up or down and rank slip-ons shall be worn. Sleeves, when rolled up, will be sharp, flat, and neatly rolled past the elbow. No draw strings will be visible. Name tape may be worn.

28. **Field Training Pants.** Shall be worn as follows:
- (a) with trousers belt; and
 - (b) with pants legs bloused over the multi-purpose boot.
29. **Sea Training Shirt.** Worn with the sleeves rolled up or down and rank slip-ons shall be worn. Sleeves, when rolled up, will be sharp, flat, and neatly rolled past the elbow. Name tape or Name Tag may be worn.
30. **T-Shirt, Environmental (Black / Green / Blue).** The t-shirt shall be worn under the Sea Training Uniform (STU), Field Training Uniform (FTU) and Flight Suit (C5B).
31. **Rank slip-ons.** Shall be worn with the following:
- a. dress shirt;
 - b. the all-season coat (worn on both the liner and the exterior coat);
 - c. the flight suit at the flying site;
 - d. sea training uniform (STU); and
 - e. field training uniform (FTU).
32. **Insignia Shoulder Title.** Shall be worn on both sleeves of the jacket.
33. **Necktie.** Shall be knotted neatly using a Windsor knot, (see Figure 2-2-9) and be kept tight. Neutral, formal, or colour matching tiepins or clips may be worn.
34. **Socks.** Grey wool socks may be worn with boots and running shoes. Cadets may elect to wear their own personal socks, grey or black, wool, cotton, or nylon, in lieu of the issued grey wool socks. Socks shall not be rolled down.
35. **Boots, Ankle.** Ankle boots shall be laced across horizontally from side to side (see Figure 2-2-10). Boots shall be clean and always shone. They will not be modified with any type of metal cleats, hobnails, or other metal attachments to heel or sole.
36. **Boots, Multi-Purpose.** Intended for wear as environmental dress with the Cadet FTU. Multi-purpose boots shall be cross laced and always kept clean (see Figure 2-2-10). They may be blackened with boot polish but shall not be shone.
37. **Running Shoes.** Worn with personal or issued sports clothing. As ordered by the corps / squadron / CTC CO, may be worn in any order of training or operational dress provided that the footwear is considered suitable for the type of activity. May be worn with ceremonial or service dress in lieu of boots only if the facility owner does not allow black soled boots.
38. **All-Season Coat.** Worn IAW the following:
- a. may be worn year-round when weather conditions dictate;
 - b. the liner and the exterior coat may be worn separately or as a set;
 - c. when worn, the zipper and dome fasteners shall be fully closed to the second from the top button; and
 - d. the liner alone shall not be worn for ceremonial events in public.

39. **Gloves.** Worn, when ordered by the training establishment CO, or as required during outdoor winter dress.

40. **Accessories**

a. **Backpacks, laptop cases, briefcases, purses / handbags**

- (1) when carried as a shoulder-bag, the strap shall be suspended from the left shoulder;
- (2) when carried as a messenger bag (cross body), the strap shall be suspended from the right shoulder;
- (3) when carried, civilian-pattern bags / cases shall be of any solid colour. Accessories of any type shall not be attached to the exterior of the bag / case / backpack; and
- (4) when carried, they shall be held in the left hand or suspended over the left shoulder. Backpacks may be worn over both shoulders.

b. **Umbrella.** Umbrellas may be carried. They shall be of any dark solid colour.

PERSONAL APPEARANCE




Figure 2-2-1 –Personal Appearance

PERSONAL APPEARANCE




Figure 2-2-2 –Personal Appearance

PERSONAL APPEARANCE




Figure 2-2-3 –Personal Appearance

PERSONAL APPEARANCE

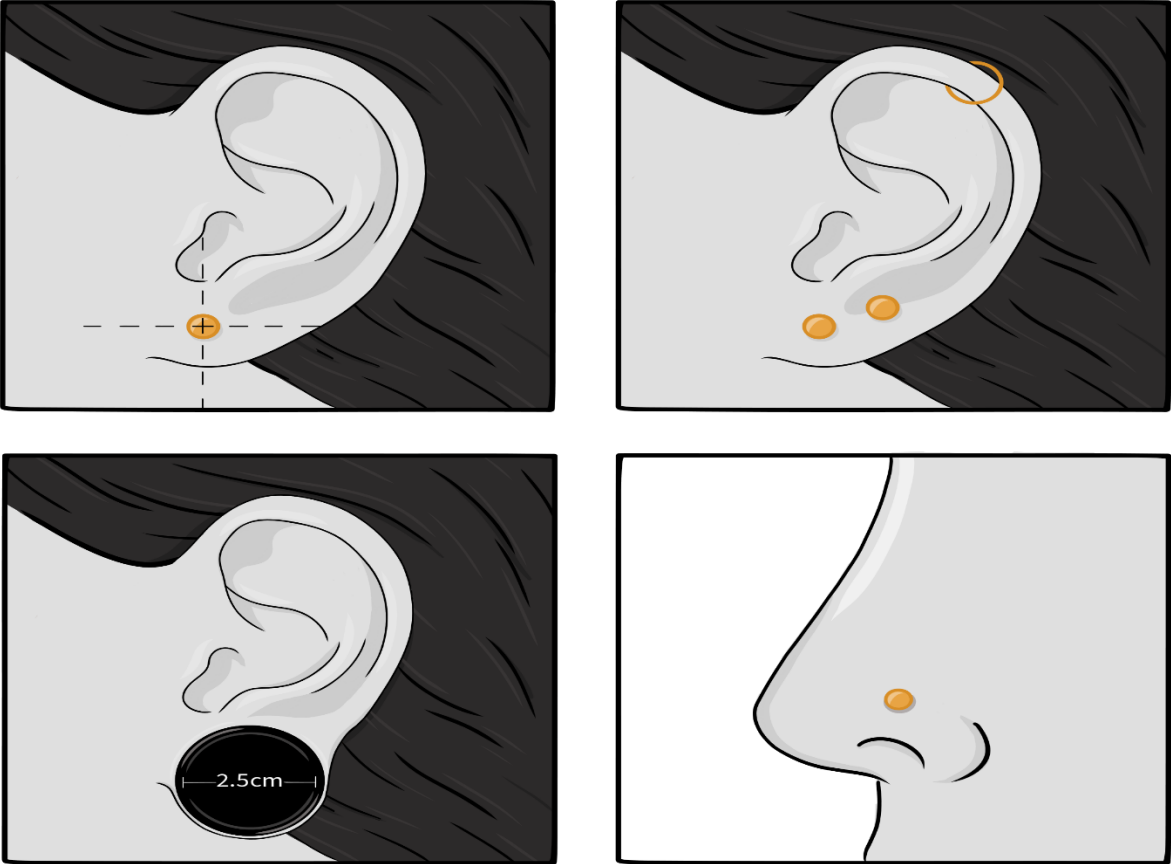


Figure 2-2-4 –Personal Appearance

PERSONAL APPEARANCE













 <p>Sailor's Cap - Sea</p>	 <p>Beret - Common</p>	 <p>Wedge - Air</p>
 <p>Ball Cap - Sea and Air</p>	 <p>Toque - Common</p>	 <p>Wide-Brimmed Tan Summer Hat - Common</p>
 <p>Glengarry - Sea and Army</p>	 <p>Balmoral - Army</p>	 <p>Glengarry - Air</p>
 <p>Patka - Common</p>	 <p>Turban - Common</p>	 <p>Hijab - Common</p>

Figure 2-2-5 – Headdress

PERSONAL APPEARANCE

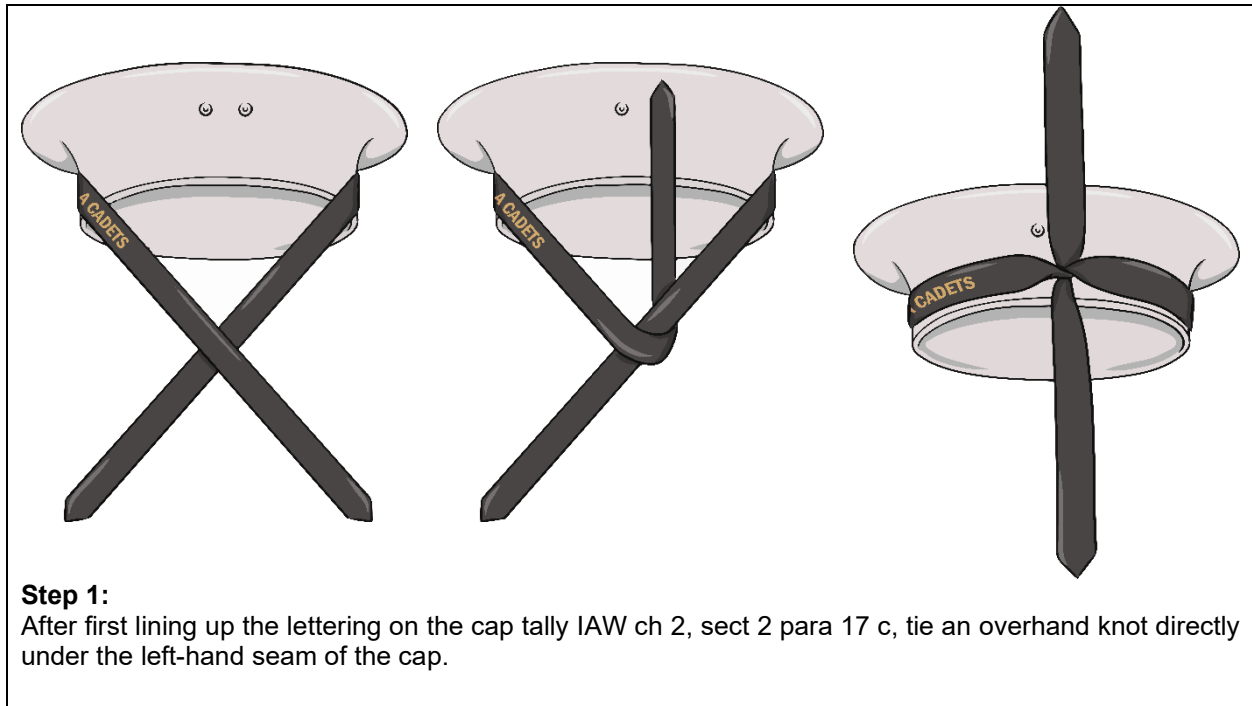


Figure 2-2-6 – How to Tie a Cap Tally, Step 1

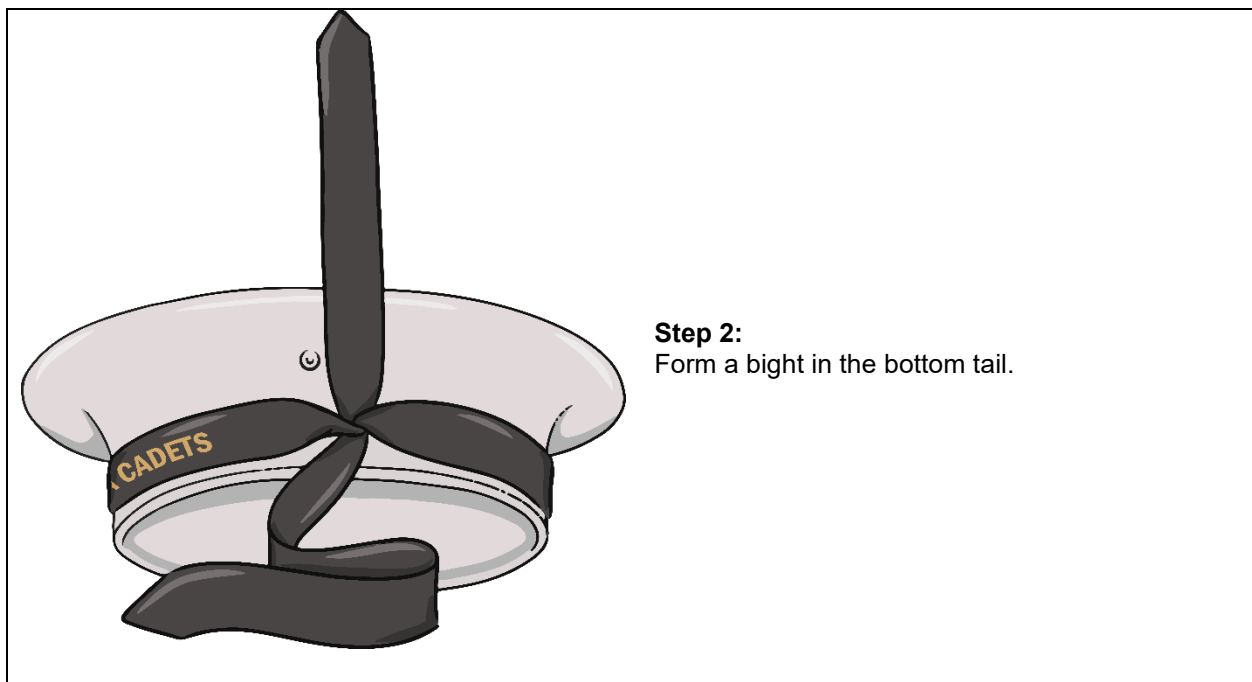
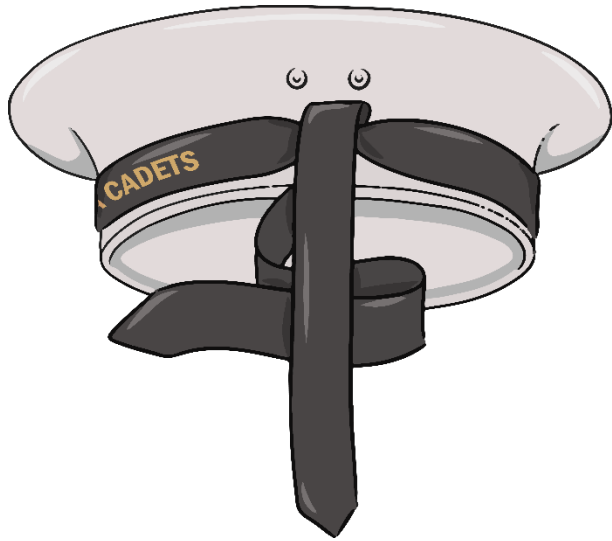
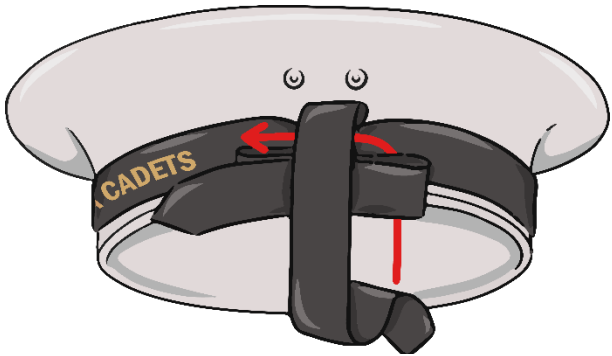



Figure 2-2-7 – How to Tie a Cap Tally, Step 2



Step 3:
Pass the upper tail over the bight formed by the bottom tail.



Step 4:
Pass the upper tail around and behind the bight and then through the formed loop.



Step 5:
Pull tight and ensure that it is straight, centred, and not more than 7.5 cm and not less than 5 cm across, the ends being of equal length. Cut off excess tails even with the loops.

Figure 2-2-8 – How to Tie a Cap Tally, Steps 3-5

PERSONAL APPEARANCE

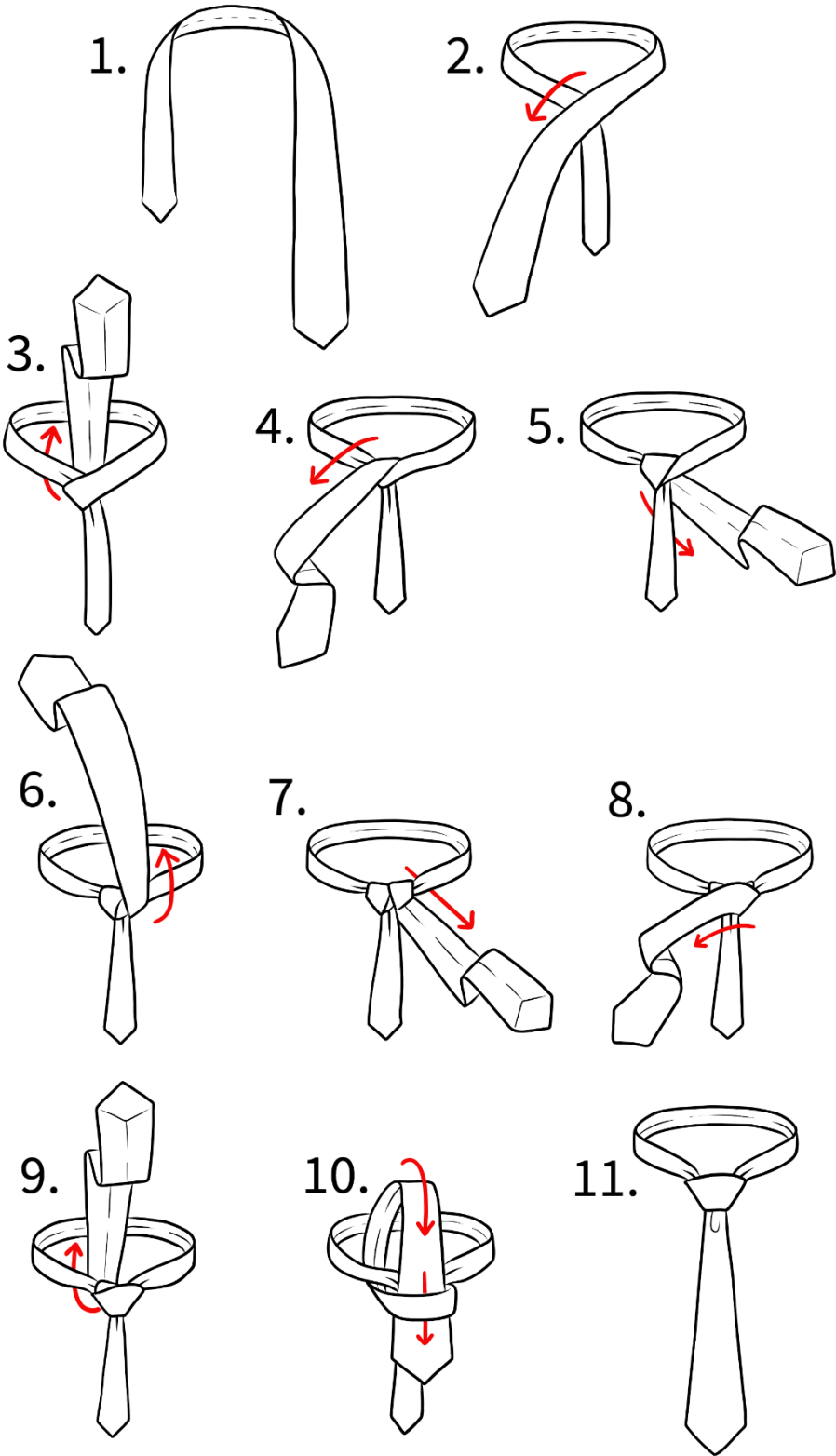
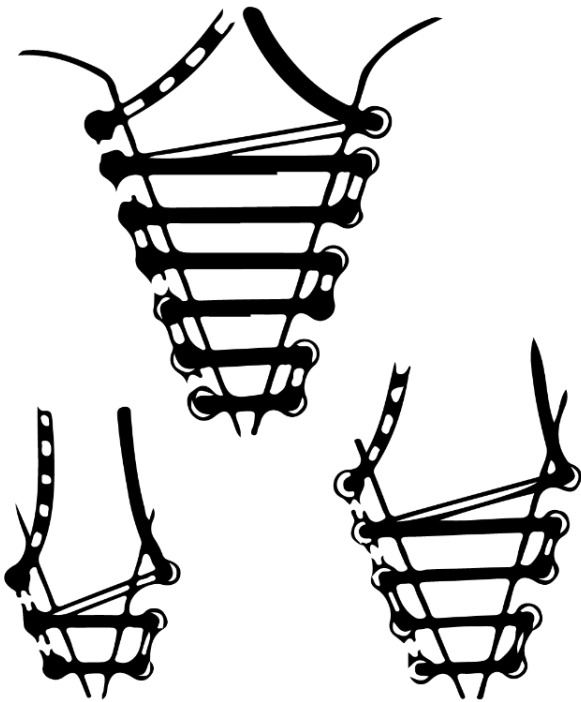


Figure 2-2-9 – Necktie – Windsor Knot

PERSONAL APPEARANCE

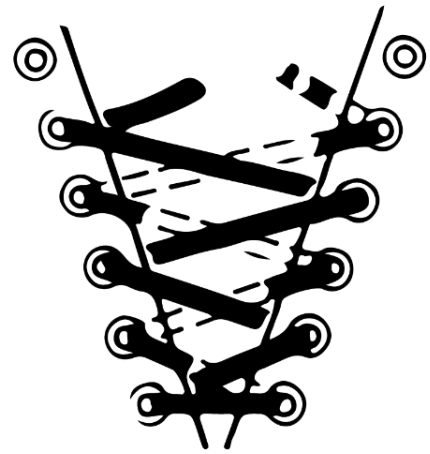
BOOTS, ANKLE



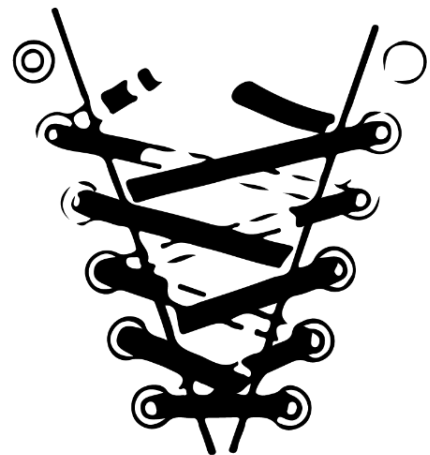
NOTE

No visible underlaces except at the top.

MULTI-PURPOSE BOOT



LEFT BOOT



RIGHT BOOT

Figure 2-2-10 – Lacing Footwear

SECTION 3

RELIGIOUS AND SPIRITUAL CONSIDERATIONS ON DRESS

1. The purpose of this section is to address any religious and spiritual considerations that are not already covered in the above directives related to dress and appearance. All CCO members are encouraged to develop their awareness and sensitivity in order to provide inclusive leadership when addressing religious and spiritual considerations and the following guidelines.

CONTEXT

2. The normative standards / requirements of various religious and spiritual traditions should be respected at all times, as must be the desire of cadets from these traditions who choose not to identify with a specific custom / practice. Advice may be obtained through the chain of command from the RCSU Chaplain and Formation Chaplain, while ensuring CJCR CDC is informed and consulted.

3. Religious and spiritual-related items or accessories which are not visible or otherwise apparent are unregulated and may always be worn provided they do not interfere with personal safety, the proper wear and use of uniform items, accoutrements, and / or equipment.

EXCEPTIONS

4. **Requests.** Exceptions to the dress instructions for religious, cultural, and spiritual reasons will be considered when a cadet submits a written request to the training establishment CO. The request shall be forwarded to the RCWO, through the Area OC (or Zone Trg O), that includes the following requirements:

- a. identify the religion, culture, or societal group of which the cadet is a member; and
- b. provide as many supporting details that will clearly explain the need, belief, and requirement to support the request for accommodation.

5. The training establishment CO shall consider the accommodation with respect to the dignity and viability of the request until such time as a final decision is received. If the request cannot be accommodated by the CO due to a supply concern, refer to Chapter 2, Section 1, Para 15.

WEAR OF HEADDRESS

Introduction. The wearing of headdress on different occasions reflects a combination of the cultural etiquette of formal Canadian society, military custom, and religious practices. As a guideline, the norms of formal etiquette should be followed. Further guidelines for common situations are given in the paragraphs that follow. These highlight the differences between those whose customs require removing headdress as a sign of respect, especially by cadets in religious circumstances, and those who cover the head as a sign of religious respect. Similar requests to retain headdress may also apply to cadets who choose not to have religious affiliation. In addition:

- a. special details for Indigenous peoples are contained in Para 11 of this section;
- b. special details for cadets of the Sikh faith are contained in Para 12 to 19 of this section;
- c. special details for cadets of the Muslim faith are contained in Para 20 to 23; and
- d. special details for cadets of the Jewish faith are contained in Para 24 to 25.

6. **Consecrated Buildings.** All cadets shall observe the custom of the religious denomination concerned.

7. **Messes, Dining Halls and Canteens.** Cadets entering any of these establishments shall remove headdress on entering the premises, except for those following religious practices.

8. **Parades.** Headdress shall be removed, when so ordered, by all cadets on parade except for musicians, flag bearers and their close escorts, sentries in the vicinity and for those where it is indicated by their religious or spiritual practice (see Para 3).

RELIGIOUS COVERINGS

9. For spiritual and religious reasons, cadets may wear a modified long sleeve shirt in lieu of a short sleeve (SS) shirt, and a modified ankle length Service Dress skirt. Oxford shoes shall be worn with the skirt in lieu of ankle boots. In certain orders of dress, cadets may wear a long sleeve shirt under their short sleeve (SS) shirt or t-shirt. The long sleeve shirt, Service Dress skirt, and oxford shoes may be ordered through the chain of command.

10. Availability of religious covering by the CCO are based on the individual's specific need and requirement. Supply of these items shall be provided through the CAF supply system and are based on availability at the time of the request. These uniform items shall be worn IAW A-DH-265-000/AG-001 *CFP 265 Canadian Armed Forces Dress Instructions*.




Figure 2-3-1 Religious Coverings (examples of Pentecostal and Muslim)

INDIGENOUS PEOPLES

11. The Métis Sash may be worn by Métis cadets during all ceremonial occasions or events, including but not limited to parades, mess dinners, award presentations, Indigenous events, or recruiting events. The Sash is not limited to an order of dress.

- a. The Métis Sash is to be worn as per Métis teachings as follows;
 - (1) round the waist, outside the tunic or jacket, tied on the left, with the sash ends falling off the left hip. The sash is worn under a ceremonial waist belt when worn or
 - (2) over the right shoulder, falling off the left hip. The sash is worn under a ceremonial waist belt when worn.

CADETS OF THE SIKH FAITH

12. Cadets who are adherents of the Sikh religion (Keshadharis) shall wear the cadet uniform and adhere to standard CJCR dress policy and instructions, with the following exceptions:

- a. Five symbolic requirements of the Sikh religion are authorized for wear (see Para 15), with all orders of dress. Should a conflict arise between the requirements to wear safety or training items of clothing and equipment and these religious symbols, the manner and location of wearing these symbols shall be adjusted. Training establishment COs retain the right to order the manner of this adjustment as necessary to meet safety and training requirements.
- b. A turban may be worn by cadets with ceremonial, mess, and service dress. Turbans may also be worn with environmental training dress, subject to the safety considerations noted in sub-paragraph a., above.

13. Except as otherwise provided, the turban worn by cadets and additional authorized headdress worn by cadets shall not be ordered to be removed, including the cap badge, while wearing their uniform. Similarly, when on duty wearing civilian clothing, a civilian turban and an appropriate civilian head covering shall not be ordered to be removed. Specifically, such headdress shall not be ordered to be removed:

- a. On parade;
- b. By a member of the bearer party at a funeral;
- c. When entering a consecrated building;
- d. When entering a mess, canteen, or dining room; and
- e. At formal or informal functions when the removal of headdress might otherwise be considered appropriate.

14. Adherents of the Sikh religion may, subject to the provisions of Para 12, observe the following five symbolic requirements:

- a. Kesh – leave hair on the head, face, and body unshorn;
- b. Kanga – wear a comb;
- c. Kara – wear a bangle (bracelet);
- d. Kacha – wear under-drawers of a specific design; and

- e. Kirpan – wear a symbolic dagger with an overall length (including handle and sheath) not less than 11.5 cm (about 4-1/2 in) and not exceeding 19 cm (about 7-1/2 in).

B-The colour of turbans worn by cadets shall be:

- a. Sea Cadets – white when Sailor’s caps are worn, or navy blue (black) when berets / ball caps are ordered worn;
- b. Army Cadets – rifle green or Canadian average green;
- c. Air Cadets – RCAF blue; and
- d. JCRs – rifle green or Canadian average green

C-Crossed ribbons may be worn on the sea cadet, army cadet, air cadet or JCR turbans in accordance with elemental / regimental customs.

D-Cadet units affiliated with MP units shall wear two 3 cm wide scarlet ribbons.

E-The Patka / Pug / Fiftée shall be the same colour as the turban.

F-Method of Wear. The following instructions are not intended to detail the method of styling and wearing hair on the head, of wearing the comb or of winding the turban. Instead, they provide sufficient direction to ensure uniformity of dress amongst Sikh cadets. Accordingly, symbols and associated badges shall be worn as follows:

- a. **Turban (or Pug).** Worn in a low, conventional Sikh manner, with the final winding right over left on the forehead. If ribbons are worn, their lower edge shall be 2 cm from the lowest edge of the turban at the sides of the head and crossed right over left at the centre of the forehead. The ribbons shall be secured on the turban by tucking their ends into the folds at the front and rear;
- b. **Cap Badge.** Worn centred on the front of the turban and on the crossing point of any ribbons. The cloth or metal badge shall be locally modified to provide a brooch fastener or clip to secure it to the cloth;
- c. **Patka.** A traditional Sikh cloth head-covering worn when a turban is not suitable, such as under helmets, or during sports or strenuous physical activity (see Figure 2-3-2);
- d. **Fiftée.** Instead of Patka, a Fiftée is a small band of cloth that is visible on the forehead just under the Turban or Pug;
- e. **Kesh (Hair).** Cadets may wear their hair tied in a knot at the crown of the head, and shall secure the hair of the beard under the chin, presenting a close-to-face, groomed appearance or wear their hair styled in a bun at the rear of the head to facilitate the proper wearing of standard cadet headdress;
- f. **Kanga (Comb).** Worn concealed in the hair;
- g. **Kara (Bangle or Bracelet).** Worn on the right wrist; and
- h. **Kirpan (Dagger).** Shall remain sheathed, except for religious occasions and for cleaning purposes. The sheathed kirpan, worn under the outer shirt or jacket, shall be supported by a black cloth sling, slung from the right shoulder to the left side. Should the kirpan interfere with the wearing of uniform accoutrements or equipment, it may be slung from the left shoulder and worn on the right side

CADETS OF THE MUSLIM FAITH

20. For religious and / or spiritual consideration, cadets are authorized to wear the hijab, a long sleeve shirt in lieu of a short sleeve (SS) shirt in any order of dress, and a modified ankle length Service Dress skirt in lieu of the uniform pants (see figure 2-3-1). Hijabs must be worn in consideration of applicable safety standards and will not interfere with the wearing of protective equipment while participating in training activities. If necessary, cadets shall modify hairstyles, hijabs, or both to allow the proper wearing of these items.

21. Method of wear

- a. The hijab must be worn in a fashion to permit the correct wearing of head dress and any necessary safety equipment; and
- b. When the long sleeve shirt is worn, the hijab is worn over the collar but under the service dress jacket or sweater and the tie is not worn. When the long sleeve shirt is worn in lieu of the short sleeve shirt in C3 order of dress, the hijab will be worn under the collar and all accoutrements normally worn on the short shirt, including ribbons and Specialist Skill badges, will be worn. All buttons, with the exception of the top button to allow for the hijab to be tucked in, and fasteners will be closed. In this order of dress the hijab will be worn inside the shirt collar. The shirt may be worn outside the skirt or pants.

22. Specific requirements for wearing of the hijab are as follows:

- a. The hijab must be versatile, comfortable, neat, breathable, and easy to remove. It must also provide the wearer with adequate protection against specific climate and environmental training condition;
- b. The hijab may be two pieces; and
- c. The hijab must adjust to fit the face of the wearer and it must allow for the proper wearing of headdress, and headgear. The hijab must also conform to the colours and uniformity of the uniforms worn in all environments.

23. The colour of hijab shall be:

- a. Sea Cadets – white;
- b. Army Cadets – Canadian average green in Training Dress, Light Green in Ceremonial, Highland, and Service Orders of Dress and white in Mess Dress;
- c. Air Cadets – Canadian average green in Training Dress, RCAF blue in Ceremonial, Highland and Service Orders of Dress and white in Mess Dress; and
- d. JCRs – Canadian average green in all Orders of Dress.

CADETS OF THE JEWISH FAITH

24. For religious and / or spiritual consideration, cadets of the Jewish faith are authorized, when not wearing military headdress, to wear Canadian average green, or a navy blue (black) kippot with Training Orders of Dress, and to wear an authorized plain, unpatterned, unadorned, cloth kippot in accordance with elemental headdress materials and colours (white for sea cadets, green for army cadets, blue for air cadets, and green for JCRs) with Ceremonial and Mess Orders of Dress. Civilian kippot are not authorized for use while in uniform.

25. The colour of kippot upon removal of headdress shall be:

- a. sea cadets – white when sailor's caps are worn, or navy blue (black) when berets are worn;

- b. army cadets – dark green / rifle green in Ceremonial / Mess Dress;
- c. air cadets – RCAF blue in Ceremonial / Mess Dress;
- d. JCRs – dark green / rifle green;

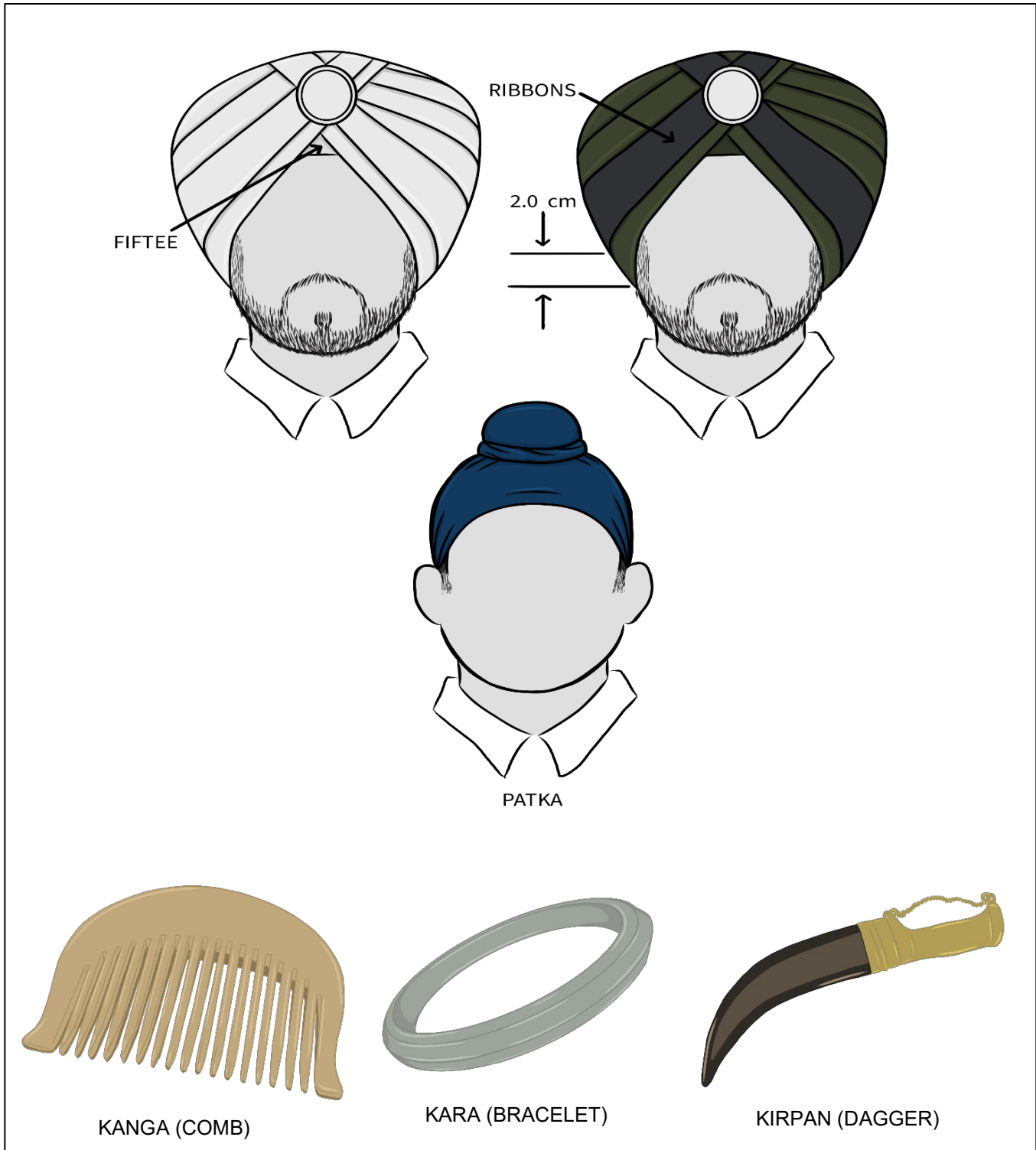


Figure 2-3-2 Sikh Accoutrements

**CHAPTER 3
INSIGNIA****SECTION 1****GUIDELINES**

1. **Insignia Type.** Insignia types are as follows:
 - a. sewn;
 - b. pinned; and
 - c. slip-ons.
2. **Insignia classification.** Insignia are classified as follows:
 - a. identification;
 - b. rank;
 - c. proficiency level;
 - d. CTC qualification;
 - e. appointment;
 - f. proficiency;
 - g. participation / competition; and
 - h. commemorative.

LIMITATION AND LOCATION OF INSIGNIA

3. **Sewn Insignia.** For sewn insignia, cadets shall wear on the jacket (as per annexes A to H):
 - a. Sea Cadets:
 - (1) one corps badge centred 3 cm (1-3/16 in.) above the right breast pocket of the Sea Cadet jacket. The badge shall move to 4.5 cm (1-3/4 in.) if a second row of ribbons is worn and to 5.5 cm (2-1/8 in.) for a third;
 - (2) one shoulder insignia on each sleeve, with the upper edge of the insignia flush with the shoulder seam of the jacket;
 - (3) one corps name insignia on each arm, centred directly below the shoulder insignia;
 - (4) one rank insignia on left arm:
 - (a) worn centred mid-way between the elbow and shoulder seam; or
 - (b) worn centred mid-way between the bottom of the cuff and the elbow for PO1, CPO2 and CPO1.
 - (5) up to a combination of four Staff, Deployment, Exchanges, or appointment insignia on the left arm, directly above the upper seam of the cuff. Only one appointment insignia can be worn;

- (6) a combination of two CTC qualification insignia on the upper right sleeve of the cadet jacket, centered mid-way between the elbow and upper shoulder seam. Only the highest achievement of a specific qualification shall be worn;
- (7) up to a combination of six proficiency insignia on the lower right sleeve, directly above the upper seam of the cuff.

b. Army Cadets:

- (1) the red maple leaf Parachutist sewn insignia centred 0.5 cm above the left breast pocket;
- (2) one shoulder insignia on each arm. The top of the badge is to be sewn flush with the shoulder seam of the jacket;
- (3) one RCACC insignia on each arm. The bottom edge of the badge is to be sewn 12 cm below the shoulder seam of the jacket;
- (4) the highest level of master cadet achievement to be worn on left arm, 1 cm below the RCACC badge;
- (5) proficiency insignia for achievements in music, first aid and fitness to be worn on the left arm. Placed 1 cm apart, beginning at 20 cm from the bottom of the sleeve. Only the highest level achieved to be worn;
- (6) only the highest marksmanship achievement to be worn on the left arm, placed 6 cm from the bottom edge of the cuff. For the first three levels, the numerical badge is placed at 6 cm and the crossed rifles are positioned 0.5 cm above the numerical badge;
- (7) one rank insignia on right arm:
 - (a) worn centred with the top of the insignia being 1 cm below the bottom edge of the RCAC insignia; or
 - (b) worn centred with the bottom of the insignia being 20 cm above the bottom of the cuff for WO, MWO, and CWO. In the case that an appointment insignia is in this location, the rank insignia shall be placed one cm above.
- (8) appointment insignia is placed on right arm, worn centred with the bottom of the insignia being 20 cm above the bottom of the cuff. Only one appointment insignia is to be worn;
- (9) up to a maximum of six CTC qualification, Staff, Deployment, Exchanges insignia worn on the right sleeve of the cadet jacket in their order of precedence, 1 cm above the Star Level badge. Advanced qualification supersedes basic qualification. The first insignia awarded is centred on the sleeve of the jacket. The second insignia awarded is placed immediately to the right of the first insignia, to the front of the sleeve. The third insignia awarded is placed immediately to the left of the first insignia, to the rear of the sleeve. The fourth, fifth and sixth insignia are placed immediately above insignia one, two and three forming a second row of insignia and they are placed in the same order as the first row;
- (10) only one appointment insignia to be worn on the right sleeve of the jacket, 20 cm above the bottom of the cuff; and
- (11) the highest star level qualification insignia achieved to be worn centred on the right sleeve, placed 6 cm from the bottom edge of the cuff.

- c. Air Cadets:
- (1) issued Glider Pilot / Power Pilot sewn (nylon thread) insignia shall be worn centred 0.5 cm above the left breast pocket. Only the highest level qualification achieved shall be worn;
 - (2) one shoulder insignia on each arm. The top of the badge is to be 2 cm below the shoulder upper seam.
 - (3) one rank insignia on both arms:
 - (a) worn centred mid-way between the elbow and the upper shoulder seam; or
 - (b) worn centred with the bottom of the insignia being 9 cm above the top of the cuff for WO2 and WO1.
 - (4) the highest training level qualification insignia achieved to be worn on the left arm, centred with the bottom of the insignia being 9 cm above the top of the cuff. No training level qualification insignia is worn for WO2 and WO1;
 - (5) up to a maximum of six proficiency insignia worn on the left arm, the bottom of the badge immediately above the top of the cuff in the order that they are awarded. The first insignia awarded is centred immediately above the cuff of the uniform jacket. The second insignia awarded is placed immediately to the left of the first insignia, to the front of the sleeve. The third insignia awarded is placed immediately to the right of the first insignia, to the rear of the sleeve. The fourth, fifth and sixth insignia are placed immediately above insignia one, two and three forming a second row of insignia and they are placed in the same order as the first row;
 - (6) appointment insignia worn on the right sleeve:
 - (a) worn centred with the bottom of the insignia being 9 cm above the top of the cuff for WO2 and WO1; or
 - (b) worn centred mid-way between the elbow and the upper shoulder seam.
 - (7) up to a maximum of six CTC qualification, Staff, Deployment, Exchanges insignia worn on the left arm, the bottom of the badge immediately above the top of the cuff in the order that they are awarded. The first insignia awarded is centred immediately above the cuff of the uniform jacket. The second insignia awarded is placed immediately to the left of the first insignia, to the front of the sleeve. The third insignia awarded is placed immediately to the right of the first insignia, to the rear of the sleeve. The fourth, fifth and sixth insignia are placed immediately above insignia one, two and three forming a second row of insignia and they are placed in the same order as the first row.
- d. Sewn insignia shall be attached to the uniform item using an appropriately coloured thread based on the colour of the base cloth. Badges shall not be glued.

4. **Pinned Insignia.** For pinned insignia, cadets may wear:

- a. only one authorized commemorative pin at a time. If several pins are available for wear during a particular period of time, the decision to wear one pin over another is left to the RCSU CO; and
- b. a combination of three participation / competition insignia on the left jacket pocket.

MISCELLANEOUS

5. **Insignia Earned in Other Cadet Elements.** The following items are authorized to be worn:
- a. all medals, ribbons, and awards;
 - b. equivalent rank insignia;
 - c. wings (Army or Air); and
 - d. qualification, proficiency, participation / competition (sewn or pinned), shall be replaced by the equivalent environmental version. Insignia with no environmental equivalent shall not be worn.

SECTION 2

IDENTIFICATION AND RANK INSIGNIA

IDENTIFICATION INSIGNIA

1. Identification insignia are illustrated in Figure 3A-1 to Figure 3A-3 and detailed in Annex A.

RANK INSIGNIA

2. Rank insignia are illustrated in Figures 3B-1 to Figure 3B-3 and detailed in Annex B.
3. Rank insignia are available in two types: sewn and slip-ons. Worn as follows:
 - a. sewn rank insignia is worn on the jacket and, when required, on the brassard for C3 and C5 orders of dress;
 - b. slip-ons are worn with C1, C2 and C3 orders of dress on the shirt, STU, FTU, and all-season coat.

THIS PAGE INTENTIONALLY LEFT BLANK

ANNEX A

IDENTIFICATION INSIGNIA

SEA CADET IDENTIFICATION







Insignia	Illustration	Position on Uniform
Royal Canadian Sea Cadet Headdress Insignia		<p>Beret: Centred on the sewn-in badge backing plater, with the base of the badge 1 cm above the leather / cloth band.</p> <p>Turban: Metal headdress insignia shall be worn centred on the front of the turban.</p>
Royal Canadian Sea Cadet Cap Tally		Worn on the Sailor's Cap
Corps Title Cap Tally		Worn on the Sailor's Cap
Royal Canadian Sea Cadets Shoulder Insignia		Worn on each shoulder of the jacket with the upper edge of the insignia sewn flush with the shoulder seam of the jacket.
Corps Name Insignia		Worn on each shoulder of the jacket centered directly under the shoulder insignia.
Royal Canadian Sea Cadets Corps Badge Insignia		<p>Worn on the Sea Cadet jacket.</p> <p>The Sea Cadet Corps Badge shall be centred, 3 cm above the right breast pocket of the Sea Cadet jacket.</p>

Figure 3A-1 – Sea Cadet Identification

ANNEX A

IDENTIFICATION INSIGNIA

ARMY CADET IDENTIFICATION




Insignia	Illustration	Position on Uniform
Royal Canadian Army Cadets Headdress Insignia		<p>Beret: Centred on the sewn-in badge backing plater, with the base of the badge 1 cm above the leather / cloth band. Affiliated unit insignia may be worn as per authorization of the affiliated unit.</p> <p>Turban: Metal headdress insignia shall be worn centred on the front of the turban.</p>
Royal Canadian Army Cadet Corps Shoulder Insignia		<p>Worn on both sleeves of the jacket. The top of the badge is to be sewn flush with the shoulder seam of the jacket.</p>
Royal Canadian Army Cadets Insignia		<p>Worn on both sleeves of the jacket. The bottom edge of the badge is to be sewn 12 cm below the shoulder seam of the jacket.</p>

Figure 3A-2 – Army Cadet Identification

ANNEX A

IDENTIFICATION INSIGNIA

AIR CADET IDENTIFICATION



Insignia	Illustration	Position on Uniform
<p>Royal Canadian Air Cadets Headdress Insignia</p>		<p>Wedge: On the left side of the wedge, centre of badge to be positioned mid-way between front and mid-point of wedge, equidistant from top and bottom edge of wedge.</p> <p>Beret: Centred on the sewn-in badge backing plater, with the base of the badge 1 cm above the leather / cloth band.</p> <p>Turban: Metal headdress insignia shall be worn centred on the front of the turban.</p>
<p>Royal Canadian Air Cadets Shoulder Insignia</p>		<p>Worn on both sleeves of the jacket. The top of the badge is to be 2 cm below the shoulder upper seam.</p>

Figure 3A-3 – Air Cadet Identification

THIS PAGE INTENTIONALLY LEFT BLANK

ANNEX B

RANK INSIGNIA

SEA	ARMY	AIR
<p>Chief Petty Officer Cadet, 1st Class (CPO1)</p> 	<p>Chief Warrant Officer (CWO)</p> 	<p>Warrant Officer, First Class (WO1)</p> 
<p>Chief Petty Officer Cadet, 2nd Class (CPO2)</p> 	<p>Master Warrant Officer (MWO)</p> 	<p>Warrant Officer, Second Class (WO2)</p> 
<p>Petty Officer Cadet, 1st Class (PO1)</p> 	<p>Warrant Officer (WO)</p> 	<p>Flight Sergeant (FSgt)</p> 

Figure 3B-1 – Rank Insignia (1 of 3)

SEA	ARMY	AIR
<p data-bbox="142 218 488 275">Petty Officer Cadet, 2nd Class (PO2)</p> 	<p data-bbox="708 233 816 289">Sergeant (Sgt)</p> 	<p data-bbox="1154 233 1263 289">Sergeant (Sgt)</p> 
<p data-bbox="237 884 399 940">Master Cadet (MC)</p> 	<p data-bbox="667 894 857 951">Master Corporal (MCpl)</p> 	<p data-bbox="1122 894 1295 951">Flight Corporal (FCpl)</p> 
<p data-bbox="228 1430 407 1486">Leading Cadet (LC)</p> 	<p data-bbox="708 1430 816 1486">Corporal (Cpl)</p> 	<p data-bbox="1154 1430 1263 1486">Corporal (Cpl)</p> 

Figure 3B-2 – Rank Insignia (2 of 3)




SEA	ARMY	AIR
<p data-bbox="347 264 479 323">Able Cadet (AC)</p> 	<p data-bbox="764 264 950 323">Lance Corporal (LCpl)</p> 	<p data-bbox="1195 264 1414 323">Leading Air Cadet (LAC)</p> 
<p data-bbox="321 583 506 667">Ordinary Cadet (OC) N/A</p>	<p data-bbox="821 583 894 667">Cadet (Cdt) N/A</p>	<p data-bbox="1268 583 1341 667">Cadet (Cdt) N/A</p>

Figure 3B-3 – Rank Insignia (3 of 3)

THIS PAGE INTENTIONALLY LEFT BLANK

SECTION 3**QUALIFICATION, APPOINTMENT AND PROFICIENCY INSIGNIA****QUALIFICATION INSIGNIA**

1. Star / Proficiency level insignia are illustrated in Figure 3C-1 to Figure 3C-3 and detailed in Annex C. Only the most senior qualification shall be worn.
2. CTC qualification insignia are illustrated in Figure 3D-1 to Figure 3D-7, and wear is detailed in Annex D.

APPOINTMENT INSIGNIA

3. Appointment insignia are illustrated in Figure 3E-1 and Figure 3E-2, and wear is detailed in Annex E.
4. For appointment insignia, the following apply; they:
 - a. are awarded upon appointment to specific position;
 - b. shall be removed from the uniform at the end of the appointment period;
 - c. are available for the jacket only; and
 - d. may be displayed on a brassard with C3 and C5 orders of dress.

PROFICIENCY INSIGNIA

5. Proficiency qualification insignia are illustrated in Figure 3F-1 to Figure 3F-7, and wear is detailed in Annex F. Only the most senior qualification shall be worn.
6. All rank insignia badge placement is displayed in Annex H, Figures 3H-1 to Figure 3H-6.

THIS PAGE INTENTIONALLY LEFT BLANK

ANNEX C

STAR / PROFICIENCY LEVEL INSIGNIA

ARMY CADETS

STAR LEVELS



Figure 3C-1 – Army Cadet Star Levels

NATIONAL STAR OF EXCELLENCE

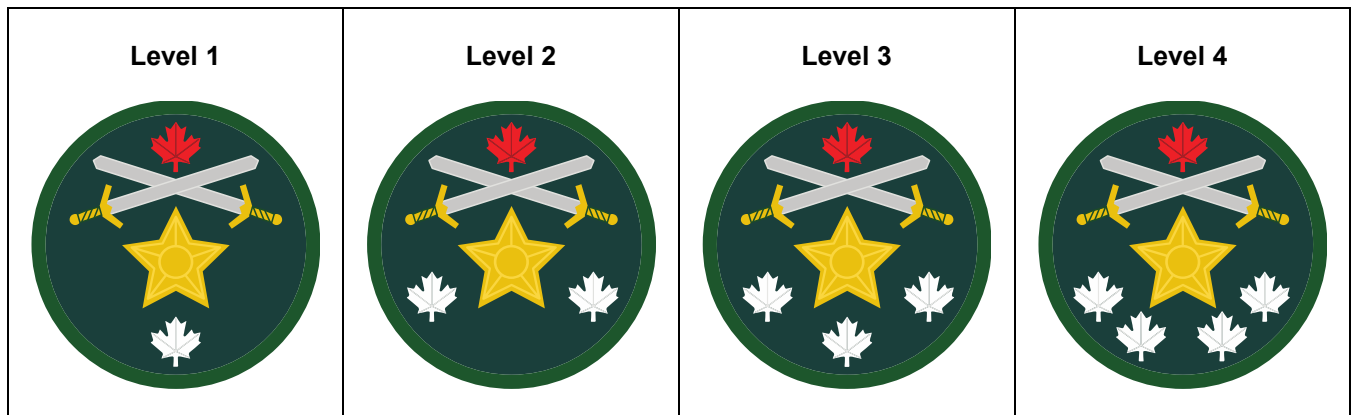


Figure 3C-2 – Army Cadet National Star of Excellence

AIR CADETS

PROFICIENCY LEVELS

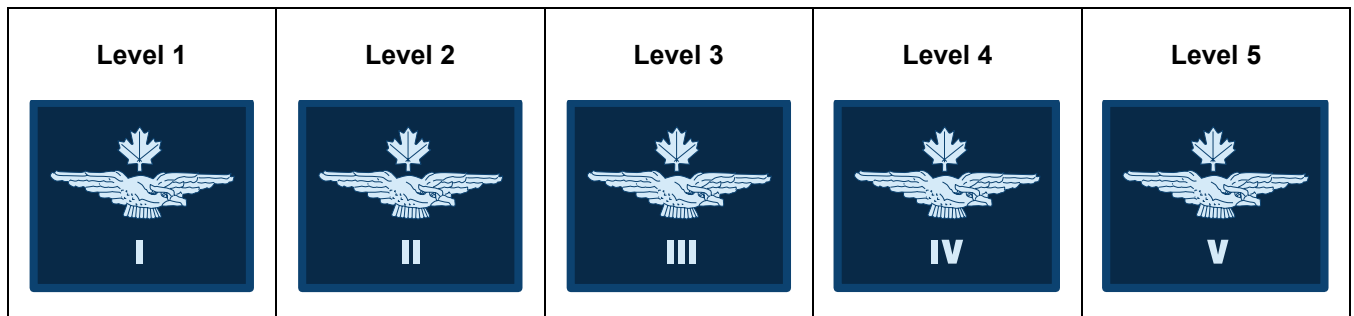























Figure 3C-3 – Air Cadet Proficiency Levels

THIS PAGE INTENTIONALLY LEFT BLANK

ANNEX D

COMMON CTC QUALIFICATION INSIGNIA

	SEA	ARMY	AIR
General Training			
Pipe Band – Basic Musician			
Pipe Band – Intermediate Musician			
Pipe Band – Advanced Musician			
Military Band – Basic Musician			
Military Band – Intermediate Musician			
Military Band – Advanced Musician			
















	SEA	ARMY	AIR
Basic Drill and Ceremonial			
Drill and Ceremonial Instructor			
Basic Sports and Fitness			
Fitness and Sports Instructor			
Air Rifle Marksmanship Instructor			

Figure 3D-1 – Common CTC Qualification Insignia

SEA CADET CTC QUALIFICATION INSIGNIA









<p>Basic Seamanship</p> 	<p>Ship's Boat Operator</p> 	<p>Boatswain's Mate</p> 	<p>Shipwright</p> 
<p>Basic Sail</p> 	<p>Intermediate Sail</p> 	<p>Senior Sail</p> 	<p>Advanced Sail</p> 

Figure 3D-2 – Sea Cadet CTC Qualification Insignia

ARMY CADET CTC QUALIFICATION INSIGNIA







Basic Expedition / Expedition Team Member 		Expedition Instructor / Expedition Team Leader 	
Basic Marksman 	Fullbore Marksmanship Phase 1 	Fullbore Marksmanship Phase 2 	
Leadership and Challenge 			

Figure 3D-3 – Army Cadet CTC Qualification Insignia

Note: Worn on the right sleeve of the cadet jacket in their order of precedence, 1 cm above the Star Level badge. Advanced qualification supersedes basic qualification.



Figure 3D-4 – CAF Parachutist Insignia

Note: Cadets shall wear the red maple leaf Parachutist sewn insignia on the cadet jacket. The pin shall be worn on the shirt centred 0.5cm above the left breast pocket.

AIR CADET CTC QUALIFICATION INSIGNIA









<p>Basic Survival</p> 	<p>Survival Instructor</p> 
<p>Basic Aviation</p> 	<p>Advanced Aviation</p> 
<p>Aviation Technology and Aerospace Course</p> 	<p>Advanced Aerospace</p> 
<p>Advanced Aviation Technology Course – Aircraft Maintenance</p> 	<p>Advanced Aviation Technology Course – Airport Operations</p> 

Figure 3D-5 – Air Cadet CTC Qualification Insignia

Note: These badges shall be worn with the participation badges on the right sleeve in the order that they are awarded. The first badge awarded is centred immediately above the cuff of the uniform jacket. The second badge awarded is placed immediately to the left of the first badge, to the front of the sleeve. The third badge awarded is placed immediately to the right of the first badge, to the rear of the sleeve. The fourth, fifth and sixth badges are placed immediately above badges one, two and three forming a second row of badges and they are placed in the same order as the first row. If a seventh badge is awarded, it shall be placed immediately over the fourth badge. Only a maximum of seven badges shall be worn.




Figure 3D-6 – Air Cadet Pilot Qualification Insignia

Note: The Glider Pilot CTC badge is never worn with the Glider Pilot Wings.

Issued Glider Pilot / Power Pilot sewn (nylon thread) insignia shall be worn centred directly above the left breast pocket and horizontal on the cadet jacket and flight suit.

Glider Pilot / Power Pilot pin may be purchased and worn on the collared shirt when the jacket is removed, directly centred 0.5 cm over the left breast pocket.

Silver and Gold wire thread embroidered Glider Pilot / Power Pilot badges may be purchased by the cadet and are authorized for wear only on the uniform jacket in lieu of issued wings.

If a cadet successfully completes both Scholarships, only the Power Pilot Wings shall be worn. The Glider Pilot Scholarship CTC Qualification Badge shall then be worn with the other CTC Qualification Badges.

SPECIALTY




Figure 3D-7 – Air Cadet Specialty Proficiency Insignia

ANNEX E

APPOINTMENT INSIGNIA

APPOINTMENT INSIGNIA – BAND







	SEA	ARMY	AIR
DRUM MAJOR			
PIPE MAJOR			

Figure 3E-1 – Appointment Insignia

APPOINTMENT INSIGNIA – SEA CADETS






STORES	REGULATING	TRAINING	SHIP'S WRITER	BUGLER
				

Figure 3E-2 – Sea Cadet Appointment Insignia

THIS PAGE INTENTIONALLY LEFT BLANK

ANNEX F
PROFICIENCY INSIGNIA
COMMON
FITNESS



















	SEA	ARMY	AIR
Bronze			
Silver			
Gold			
Excellence			

Figure 3F-1 – Fitness Proficiency Insignia

MUSIC

	SEA	ARMY	AIR
Basic			
Level I			



















Level II			
Level III			
Level IV			
Level V			

Figure 3F-2 – Music Proficiency Insignia

Note: Worn on the lower right sleeve, directly above the upper seam of the cuff.

MARKSMANSHIP

	SEA	ARMY	AIR
Marksman			
First Class			







Expert			
Distinguished			

Figure 3F-3 – Marksmanship Proficiency Insignia

Note: Worn on the lower right sleeve, directly above the upper seam of the cuff.

FIRST AID







	SEA	ARMY	AIR
Emergency First Aid			
Standard First Aid			

Figure 3F-4 – First Aid Proficiency Insignia

PROFICIENCY INSIGNIA

SEA CADETS

SAIL




Figure 3F-5 – Sea Cadet Sail Proficiency Insignia

SPECIALTY



Figure 3F-6 – Sea Cadet Specialty Proficiency Insignia

Note: Worn on the lower right sleeve, directly above the upper seam of the cuff.

COMMUNICATOR

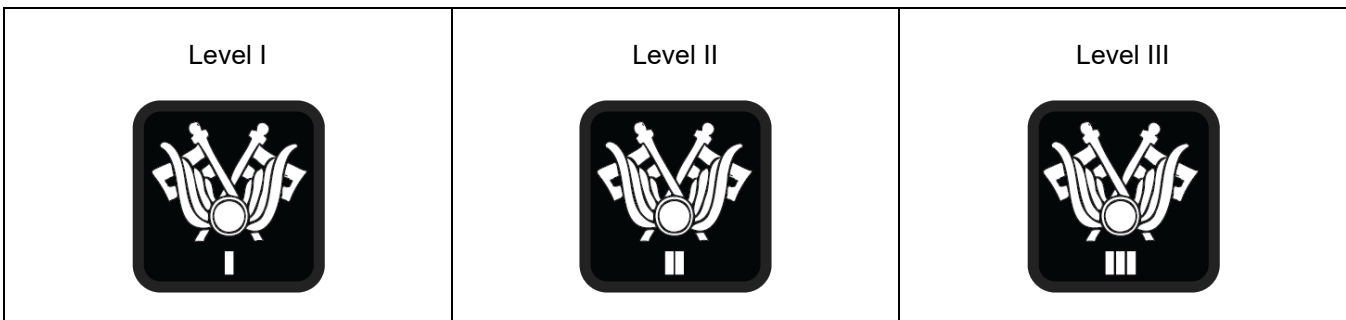


Figure 3F-7 – Sea Cadet Communicator Proficiency Insignia

Note: Worn on the lower right sleeve directly above the upper seam of the cuff.

SECTION 4**PARTICIPATION AND COMPETITION INSIGNIA****GENERAL**

1. This section details the participation and competition insignia and position on the uniform.

PARTICIPATION AND COMPETITION INSIGNIA

2. Participation insignia are awarded following participation in a Comd CJCR or RCSU approved event.
3. Participation and competition pins have the following order of precedence from top to bottom:
 - a. regatta / national rifle team / effective speaking;
 - b. Canadian Cadet Organization Marksmanship Series; and
 - c. Canadian Cadet Organization Biathlon Series.
4. If more than one participation or competition insignia of the same category is held, the highest level from that category shall be worn as follows:
 - a. with jacket only. Exception: Army Cadet expedition pin may be worn on dress shirt;
 - b. cadets may wear up to three insignia on the left pocket; and
 - c. once achieved pins are worn for the duration on the cadet's career.
5. The insignia shall be worn by cadets as detailed in Figures 3G-1 to Figure 3G-12 and Annex G.

THIS PAGE INTENTIONALLY LEFT BLANK

ANNEX G

PARTICIPATION AND COMPETITION INSIGNIA

SEA CADETS

STAFF, DEPLOYMENTS AND EXCHANGES




Figure 3G-1 – Sea Cadet Participation Insignia

Note: Staff cadet is worn on the lower left sleeve of the cadet jacket directly above the upper seam of the cuff.

All others are worn on the lower right sleeve, directly above the upper seam of the cuff.

REGATTA




Figure 3G-2 – Sea Cadet Participation and Competition Insignia



Figure 3G-3 – Sea Cadet Participation and Competition Insignia

Note: This insignia replaces the National Regatta Participation insignia.

ARMY CADETS
STAFF AND EXCHANGE




Figure 3G-4 – Army Cadet Participation Insignia

Note: Worn on the right sleeve of the cadet jacket with the CTC qualification insignia in their order of precedence, 1 cm above the Star Level insignia.

EXPEDITION




Figure 3G-5 – Expedition Participation Insignia

Note: Worn over the right jacket / shirt pocket, centred 0.5 cm over the nametag.

NATIONAL RIFLE TEAM

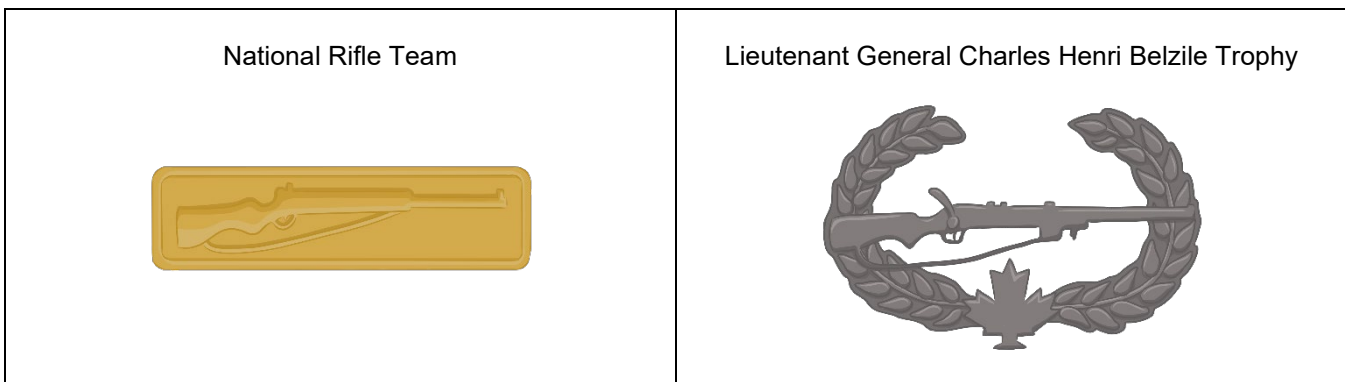


Figure 3G-6 – Army Cadet National Rifle Team Insignia

Note: The RCAC NRT pin is worn centred on the left breast pocket, equidistant between the lower seam and the lower edge of the jacket pocket flap. The LGen C.H. Belzile Trophy pin supersedes the RCAC NRT pin.

AIR CADETS

STAFF AND EXCHANGE




Figure 3G-7 – Air Cadet Participation Insignia

Note: Worn with the CTC Qualification insignia on the right sleeve in the order that they are awarded. The first insignia awarded is centred immediately above the cuff of the uniform jacket. The second insignia awarded is placed immediately to the left of the first insignia, to the front of the sleeve. The third insignia awarded is placed immediately to the right of the first insignia, to the rear of the sleeve. The fourth, fifth and sixth insignia are placed immediately above insignia one, two and three forming a second row of insignia and they are placed in the same order as the first row. Is a seventh insignia is awarded, it shall be placed immediately over the fourth insignia. Only a maximum of seven insignia shall be worn.

AIR CADET LEAGUE OF CANADA EFFECTIVE SPEAKING COMPETITION



Figure 3G-8 – Effective Speaking Participation and Competition Insignia

Note: Worn centred on the left jacket pocket, equidistant between the lower seam and the lower edge of the pocket flap. Pins are provided by the Air Cadet League of Canada and are not to be procured at public expense.

TRI-ELEMENT MARKSMANSHIP / BIATHLON




<p>Marksmanship Zone Competition Bronze</p>  A square insignia with a bronze border and background. It features a red maple leaf with a white silhouette of a biathlete in the center, holding a rifle.	<p>Marksmanship Provincial Competition Silver</p>  A square insignia with a silver border and background. It features a red maple leaf with a white silhouette of a biathlete in the center, holding a rifle.	<p>Marksmanship National Competition Gold</p>  A square insignia with a gold border and background. It features a red maple leaf with a white silhouette of a biathlete in the center, holding a rifle.
<p>Biathlon Zone Competition Bronze</p>  A square insignia with a bronze border and background. It features a red maple leaf with a white silhouette of a biathlete in the center, holding a rifle.	<p>Biathlon Provincial Competition Silver</p>  A square insignia with a silver border and background. It features a red maple leaf with a white silhouette of a biathlete in the center, holding a rifle.	<p>Biathlon National Competition Gold</p>  A square insignia with a gold border and background. It features a red maple leaf with a white silhouette of a biathlete in the center, holding a rifle.

Figure 3G-9 – Participation and Competition Insignia

Note: Worn centred on the left jacket pocket, equidistant between the lower seam and the lower edge of the pocket flap.



<p>Myriam Bédard, Nikki Keddie and Jean-Philippe Le Guellec Awards</p>  A circular gold award insignia featuring a red maple leaf with a white silhouette of a biathlete in the center, surrounded by a laurel wreath.	<p>Vanplew and Clément Tremblay Awards</p>  A circular gold award insignia featuring a red maple leaf with a white silhouette of a biathlete in the center, surrounded by a laurel wreath.
---	--

Figure 3G-10 – Participation and Competition Insignia

Note: Worn centred on the left jacket pocket, equidistant between the lower seam and the lower edge of the pocket flap. This pin replaces the National Participation insignia.

LEFT POCKET

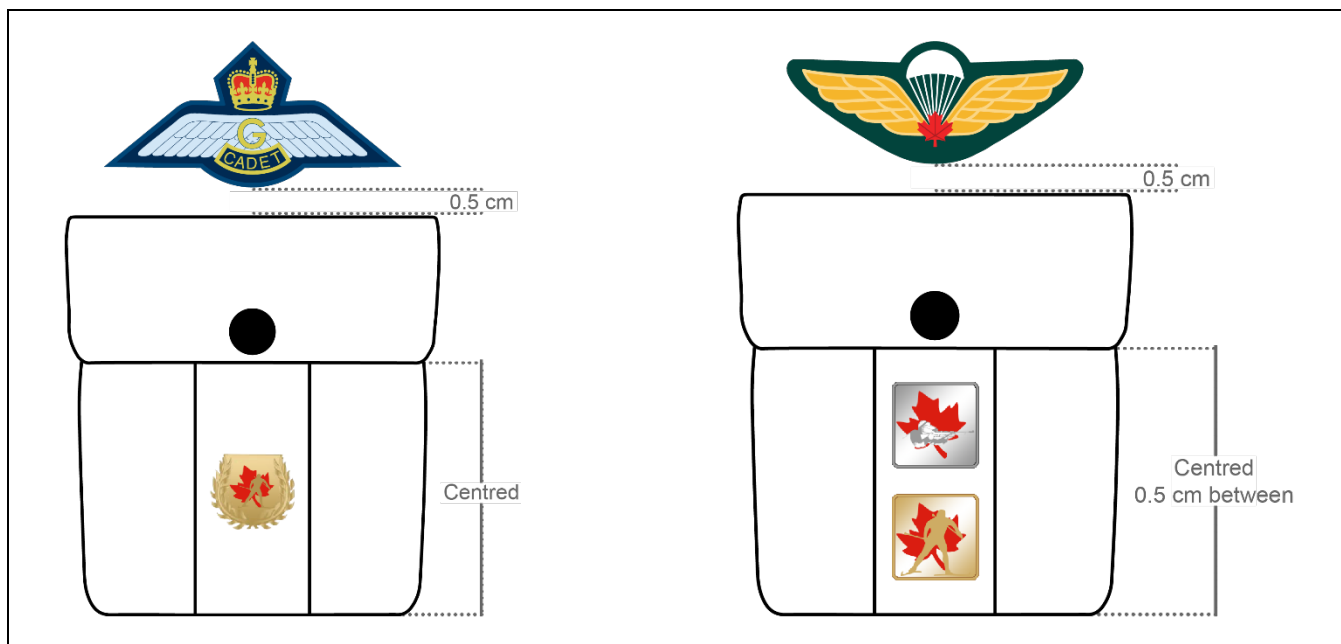


Figure 3G-11 – Participation and Competition Insignia placement, Left Pocket

RIGHT POCKET

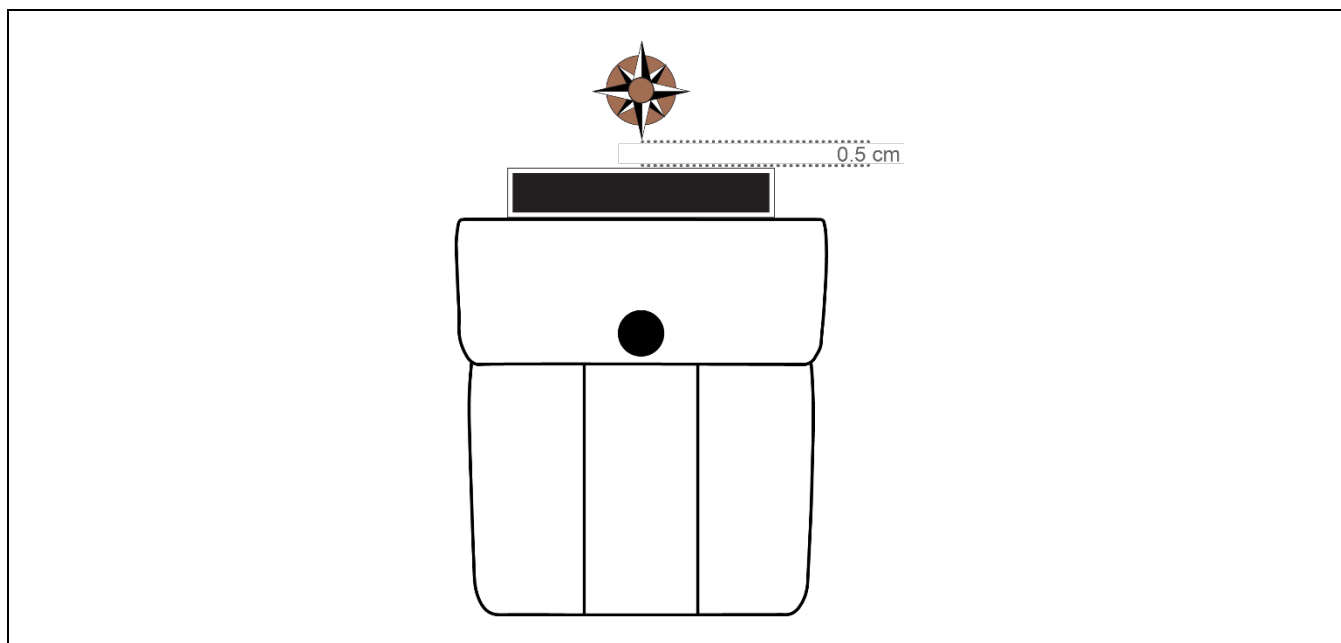


Figure 3G-12 – Participation and Competition Insignia placement, Right Pocket

THIS PAGE INTENTIONALLY LEFT BLANK

ANNEX H
INSIGNIA PLACEMENT
SEA CADETS – LEFT SLEEVE

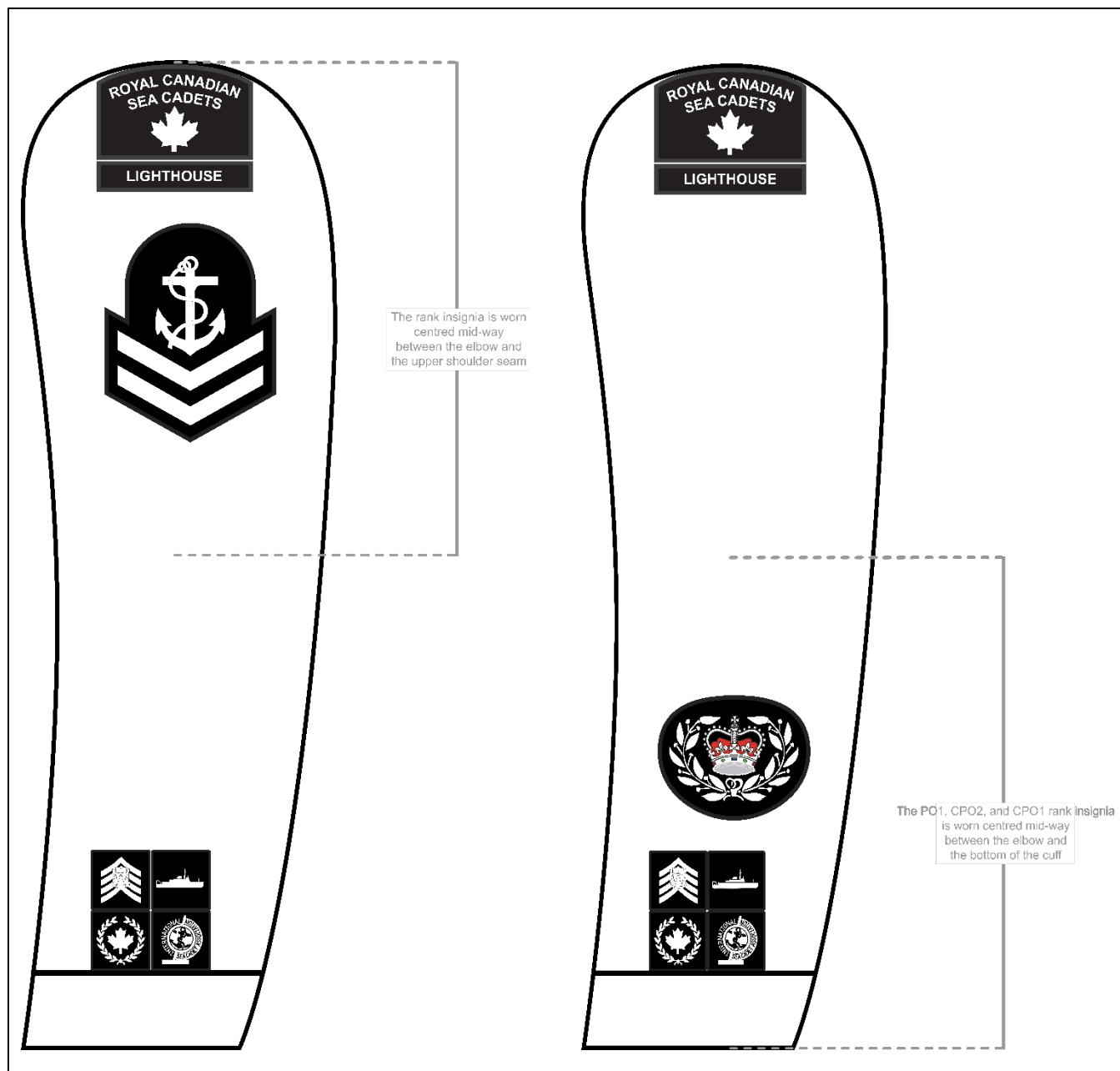


Figure 3H-1 – Insignia Placement

SEA CADETS – RIGHT SLEEVE

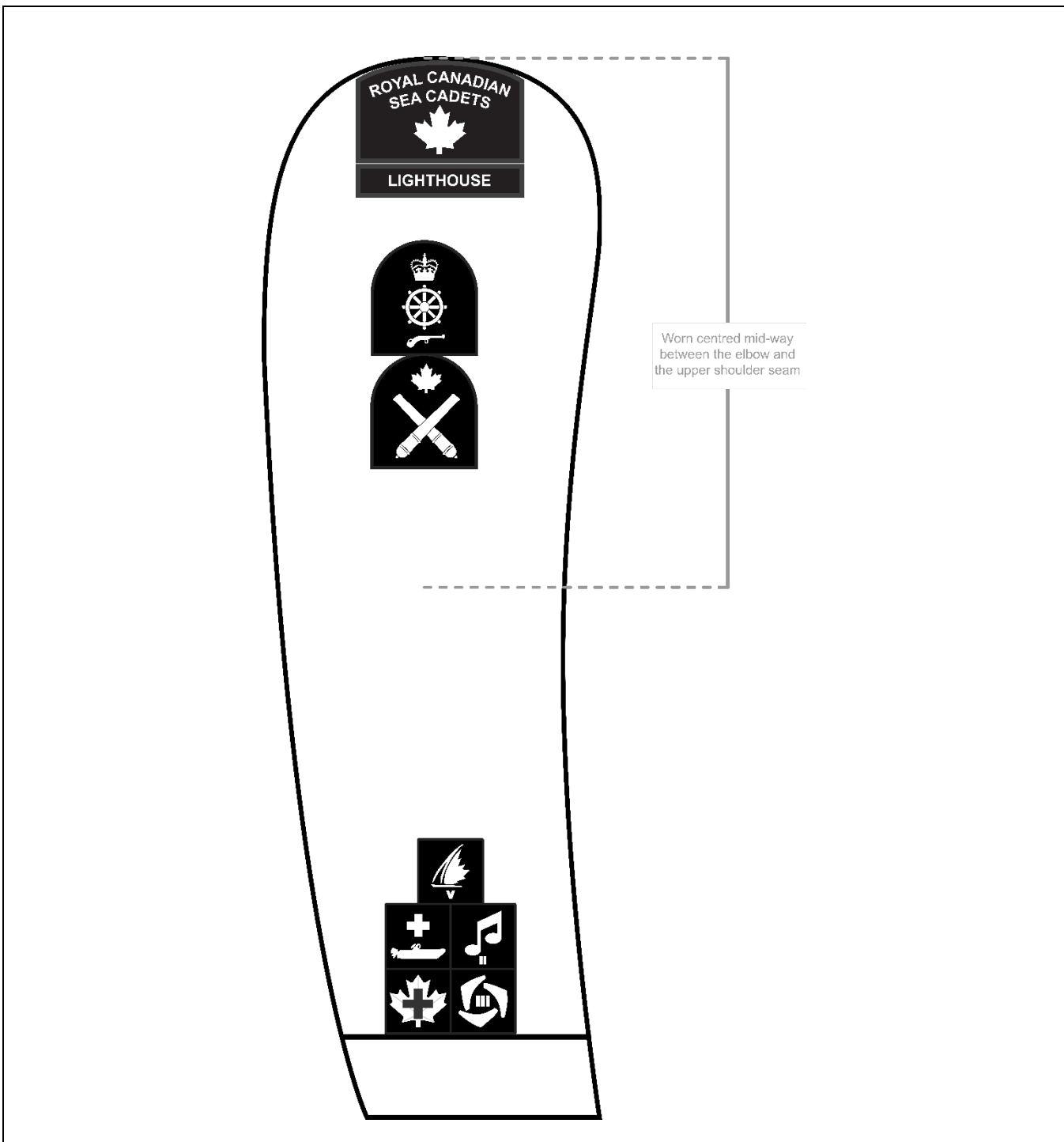


Figure 3H-2 – Insignia Placement

ARMY CADETS – LEFT SLEEVE

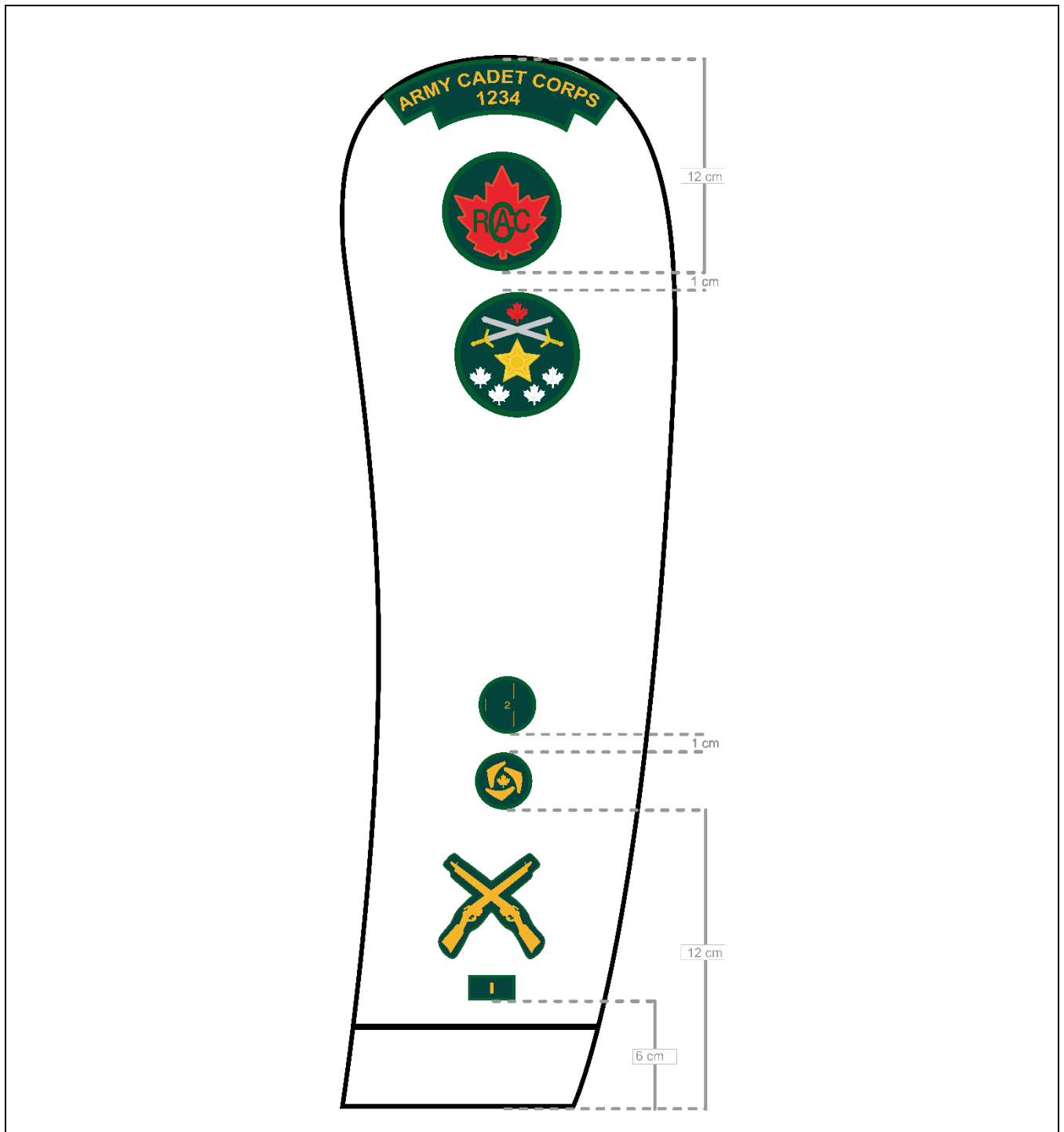


Figure 3H-3 – Insignia Placement

ARMY CADETS – RIGHT SLEEVE




Figure 3H-4 – Insignia Placement

AIR CADETS – LEFT SLEEVE

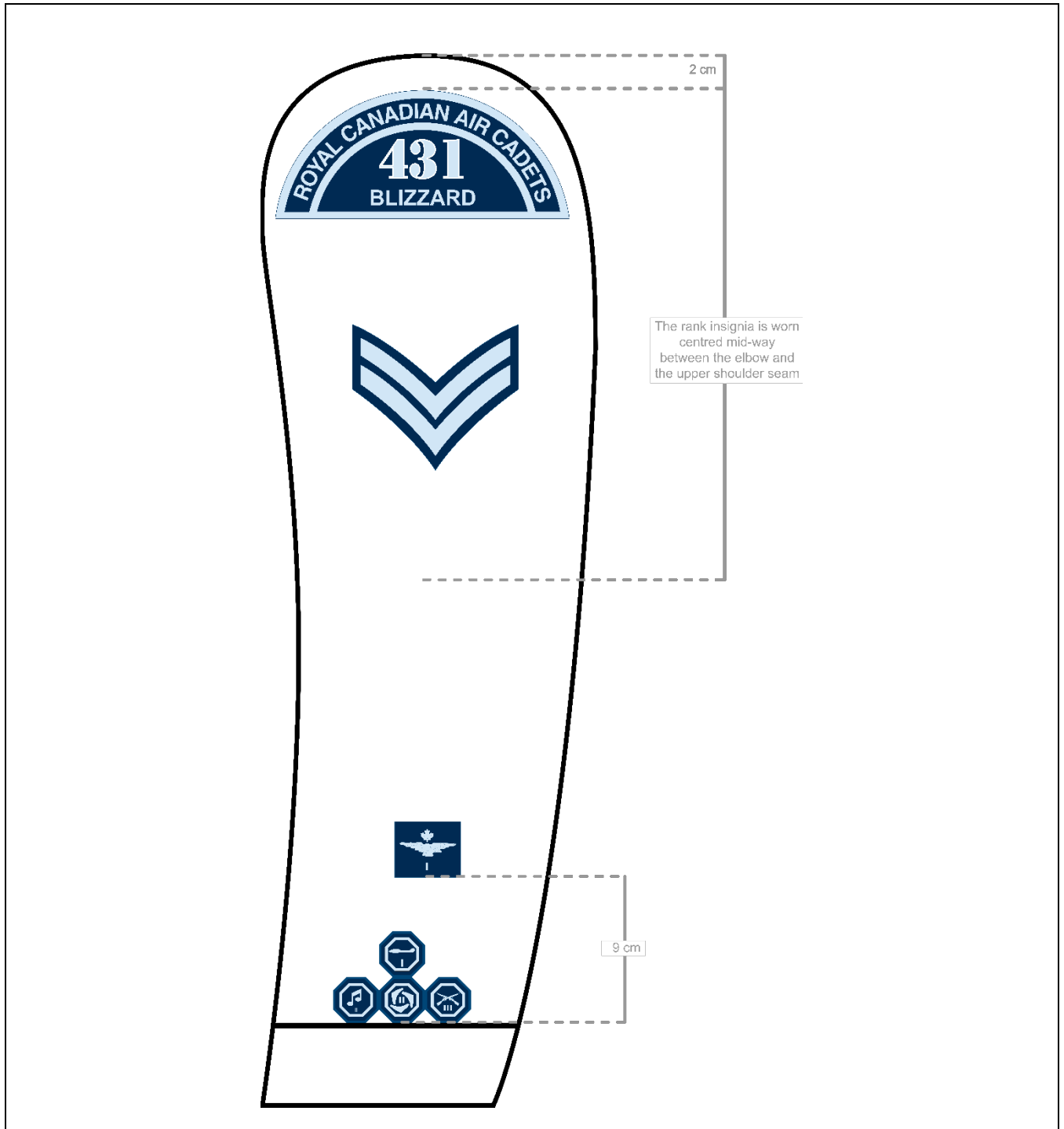


Figure 3H-5 – Insignia Placement

AIR CADETS – RIGHT SLEEVE




Figure 3H-6 – Insignia Placement

SECTION 5

NATIONAL AND ORGANIZATIONAL PINS

COMMEMORATIVE PINS

1. Submissions and recommendations on commemorative pins including the wear of pins shall be formally presented to the CJCR CDC by the Regional CWOs through the chain of command. They are to be produced at no cost to the public to commemorate special occasions such as the anniversary of a corps / squadron / CTC or particular activities.
2. Commemorative pins can only be worn horizontal and centred on the left pocket of the jacket, halfway between the bottom of the pocket flap and the bottom of the pocket.
3. **Corps / Squadron anniversary.** The corps / squadron anniversary pins are worn for a 1-year period in which the anniversary is celebrated. They are not worn at the CTC; worn on jacket only.
4. **CTC.** CTC anniversary pins are worn for the summer period in which the anniversary is celebrated. Worn on the shirt or jacket.
5. **Vimy Ridge Pin (Army Cadets).** Every year from 1 April to 30 June, Army Cadets may wear the Vimy Ridge pin on their jacket and shirt. During the month of April, the Vimy Ridge Pin is given precedence over all other ceremonial pins.
6. **Forget-Me-Not (Newfoundland and Labrador).** Every year from 1 June to 1 July all cadets in Newfoundland and Labrador may wear the Forget-Me-Not pin. The Forget-Me-Not is worn in the same manner as the Poppy (see Chapter 4, Para 17; Figure 4A-1)
7. **Other regional activities.** The CJCR CDC may authorize the wear of pins for other worthy activities during the training year. These pins may only be worn between 1 September and 30 June on the jacket or on the shirt.
8. Only one authorized commemorative pin shall be worn at a time. If several pins are available for wear during a particular period of time, the decision to wear one pin over another is left to the RCSU CO.
9. Pins shall be no more than 2.5 cm high and no more than 2.5 cm wide.
10. New requests will be submitted 6 months prior to event. Submissions shall be sent to the RCSU RCWO in briefing note format with images attached. (Note: no financial commitment shall be made prior to design approval.)

THIS PAGE INTENTIONALLY LEFT BLANK

CHAPTER 4

ACCOUTREMENTS

CEREMONIAL BELTS, SLINGS AND RELATED ITEMS

1. CAF patterns of white ceremonial belts and rifle slings are authorized for wear with ceremonial orders of dress, as appropriate.
2. A universal-pattern gold-plated, stamped brass buckle, displaying the CAF badge, is provided for wear with the white ceremonial belt. Units may wear an approved branch / regimental pattern brass buckle as an optional item in lieu.
3. Cadet corps associated with armoured regiments may wear black accoutrements as optional items instead of white.

SWORDS, CUTLASS – CEREMONIAL OCCASIONS AND TRAINING

4. Swords by custom are carried by officers where cutlasses are used by NCM's. Since the CCO no longer has Cadet Officers, there is no occasion where swords are authorized for carry by cadets. For members of the Royal Canadian Sea Cadets, the following direction applies:

- a. **Naval Cutlass.** May be carried by:
 - (1) Sea cadets in charge of honour guards or other armed parties;
 - (2) the coxswain, when a cutlass is carried by a cadet in charge of guards of honour or other armed parties; and
- b. **Naval Cutlasses** must be of the RCN 1900 pattern (authentic or replica).

5. **Cadet Use.** The cutlass shall only be sheathed and not drawn when used for public parades. At a training establishment parades / ceremonies, the cutlass may be drawn. The cutlass shall be used IAW the procedures detailed in the authorized drill manual. Cutlasses are not to be procured at public expense.

SASHES

6. The wearing of regimental sashes is only authorized for Army Cadet Corps affiliated with Infantry units. Due to varying customs, practices, and traditional orders of dress in the Canadian Army, all Army cadets that are affiliated with a CAF Infantry unit shall wear (if authorized) the sash in the same custom as the affiliated unit.
7. The regimental sash is symbolic of the Infantry Corps and is associated to specific rank levels and NOT functions, therefore, only cadets who possess the rank of Sergeant (Sgt) or above are authorized to wear the sash.
8. Cadets belonging to Metis, may wear the Metis Sash as part of their uniform. These sashes are typically tied around the waist (or over the shoulder) and worn for special occasions.

PACE STICKS AND DRILL CANES

9. **Pace Sticks.** Pace sticks are an “aid to drill” and may be carried by cadets during the conduct of, evaluation of, and in preparation for drill lessons or practices. The pace-stick shall be used IAW the procedures detailed in the *A-DH-201-000/PT-000, CAF Manual of Drill and Ceremonial*.
10. Cadets holding the following positions at a training establishment may carry a pace stick onto parade:
 - a. Coxswain;
 - b. Regimental Sergeant Major (RSM) and Sergeant Major (SM); and

- c. Squadron Warrant Officer (SWO).

11. **Drill Canes.** May be carried routinely and during ceremonial activities by Army Cadets serving in the position of Platoon WO or higher.

12. Sea / Air cadets occupying senior parade positions as a course or Staff Cadet at a CTC may carry or use a drill cane.

NAME TAGS AND TAPES

13. **Name Tags.** Name tags shall be worn by cadets as an item of dress, and these must be obtained locally:

- a. name tags shall be standard CAF pattern, laminated and detachable. Army and sea cadets name tags are black, air cadet name tags are air force blue. Dimensions are 6.3 cm (2-1/2 in.) in length and 1.2 cm (1/2 in.) in height, inscribed with white lettering 0.6 cm (1/4 in.) high, indicating surname; and
- b. name tags may be worn with ceremonial and service orders of dress. Sea cadets may wear a name tag with training dress.

14. **Name Tapes.** Name tapes may be worn by cadets on clothing requiring a name tape, at the discretion of the training establishment CO, as an optional item of dress and must be obtained locally.

- a. sea cadet name tapes are black with white lettering, army cadet name tapes are olive drab with black lettering, and air cadet name tapes are olive drab with blue lettering. Dimensions are 15 cm (6 in.) in length and 2.5 cm (1 in.) high with 1.0 cm (3/8 in.) high embroidered capital block letters indicating surname only;
- b. elemental symbols shall not be used; and
- c. name tapes may be worn with training dress.

MISCELLANEOUS

15. **Brassards.** Brassards, when ordered, shall be worn on the left arm to indicate rank (e.g., training dress with t-shirt). All other brassards, including appointments or training identifiers (course or colour patches) are to be worn on the right arm. Name tags are authorized to wear on brassards at the bottom, center.

16. **Backpacks.** Authorized to be worn in uniform.

17. **Remembrance Day Symbols.** The Remembrance Day poppy is authorized to be worn on all uniforms from the last Friday of October until Remembrance Day (November 11th). The poppy is to be worn on the top centre of the rank tab of the field training uniform and on the left pocket flap of the shirt and left chest of the jacket and all-season coat, see Figure 4A-1.

SEA CADET ACCOUTREMENTS

18. **White Webbing.** Webbing consists of belt and gaiters worn together as follows:

- a. gaiters shall be worn with the scalloped edges down, buckles to the outside, tab ends to the back and tucked into retaining loops;
- b. webbing may be worn when proceeding to and from regular training by authorized cadets. Webbing shall not be worn during any other travel (e.g., to or from CTCs, exchanges, deployments, etc.);
- c. webbing may be worn by the following:

- (1) guards, colour parties and other armed parties;
 - (2) gun crews;
 - (3) band members;
 - (4) quartermasters and members of the gangway staff;
 - (5) chief petty officers;
 - (6) coxswains;
 - (7) duty buglers;
 - (8) members of side parties; and
 - (9) drill teams.
- d. webbing shall only be worn with ceremonial and service orders of dress except for cadets under bayonet or cutlass training where there is a requirement to wear the web belt only, during periods of instruction;
 - e. the colour of the webbing will be the issued white version only. No other colour of webbing is authorized; and
 - f. when wearing webbing with the jacket, the jacket belt is removed.
19. **Lanyard.** Worn only with the jacket as follows:
- a. shall be worn under the collar of the jacket (not under the shoulder straps) with the knot at the level of the first fastened button (second button of the jacket from the top). The end of the lanyard shall be tucked into the inner corner of the left breast pocket with the slack of bight of the lanyard hanging 8 cm below the top of the pocket; and
 - b. when authorized to wear, the boatswain's or gunner's chain and call may replace the lanyard.
20. **Gunner's Chain and Call.** Worn in place of the lanyard by a single Sea cadet appointed as the Coxswain of a Sea Cadet Corps, CTC or other event or activity while serving in that capacity. No other cadet is authorized to wear the Gunner's Chain and Call. Instructions for wear are as follows:
- a. chain is worn only under the collar of the jacket with the call tucked into the inner corner of the left breast pocket and the slack of bight of the chain hanging 8 cm below the top of the pocket when on duty;
 - b. chain may be worn under the collar of the sea training uniform shirt when on duty;
 - c. chain is not to be worn hanging from the belt or waist; and
 - d. chain may be worn when proceeding to and from regular training by authorized cadets. They shall not be worn during any other travel (e.g., to or from CTCs, exchanges, deployments, etc) or in the mess.
21. **Boatswain's Chain and Call.** Worn in place of the lanyard by a sea cadet appointed as Chief Boatswain's Mate of a Corps or CTC, by the quartermaster and side parties while serving in that capacity as follows:
- a. chain is worn only under the collar of the jacket with the call tucked into the inner corner of the left breast pocket and the slack of bight of the chain hanging 8 cm below the top of the pocket when worn;

- b. chain may be worn under the collar of the C5 shirt when on duty;
- c. chain is not to be worn hanging from the belt or waist; and
- d. chain may be worn when proceeding to and from regular training by authorized cadets. They shall not be worn during any other travel (e.g., to or from CTCs, exchanges, deployments, etc.) or in the mess.

ARMY AND AIR CADET ACCOUTREMENTS

22. **Lanyards, Gaiters, and Cotton Gloves.** These items may be authorized by the training establishment CO to be worn in ceremonial parades, drill / band competitions or as identifiers for operational positions during training (e.g., RSM, Band Director). Gaiters and cotton gloves must be white in colour. The wear of black gloves is authorized for army corps affiliated with a regiment that wears black gloves. Lanyards are worn on the left-hand side and must measure 72 to 78 cm in length and be of conservative pattern for army and air cadets. Lanyard colours are authorized as follows:

- a. Army Cadets – IAW regimental affiliation; and
- b. Air Cadets – white.

23. **White Webbing.** White plastic / nylon ceremonial belt. Authorized for wear by cadets holding command positions while on parade and by members of the guard and band. A brass buckle must anchor the belt. Brass buckles with the elemental / corps / affiliated unit badge or without badge are allowed. The wear of a black belt is also acceptable for corps which affiliated unit wears a black belt. When wearing a ceremonial belt with the jacket, the jacket belt is removed.

ANNEX A

POSITIONING OF POPPY

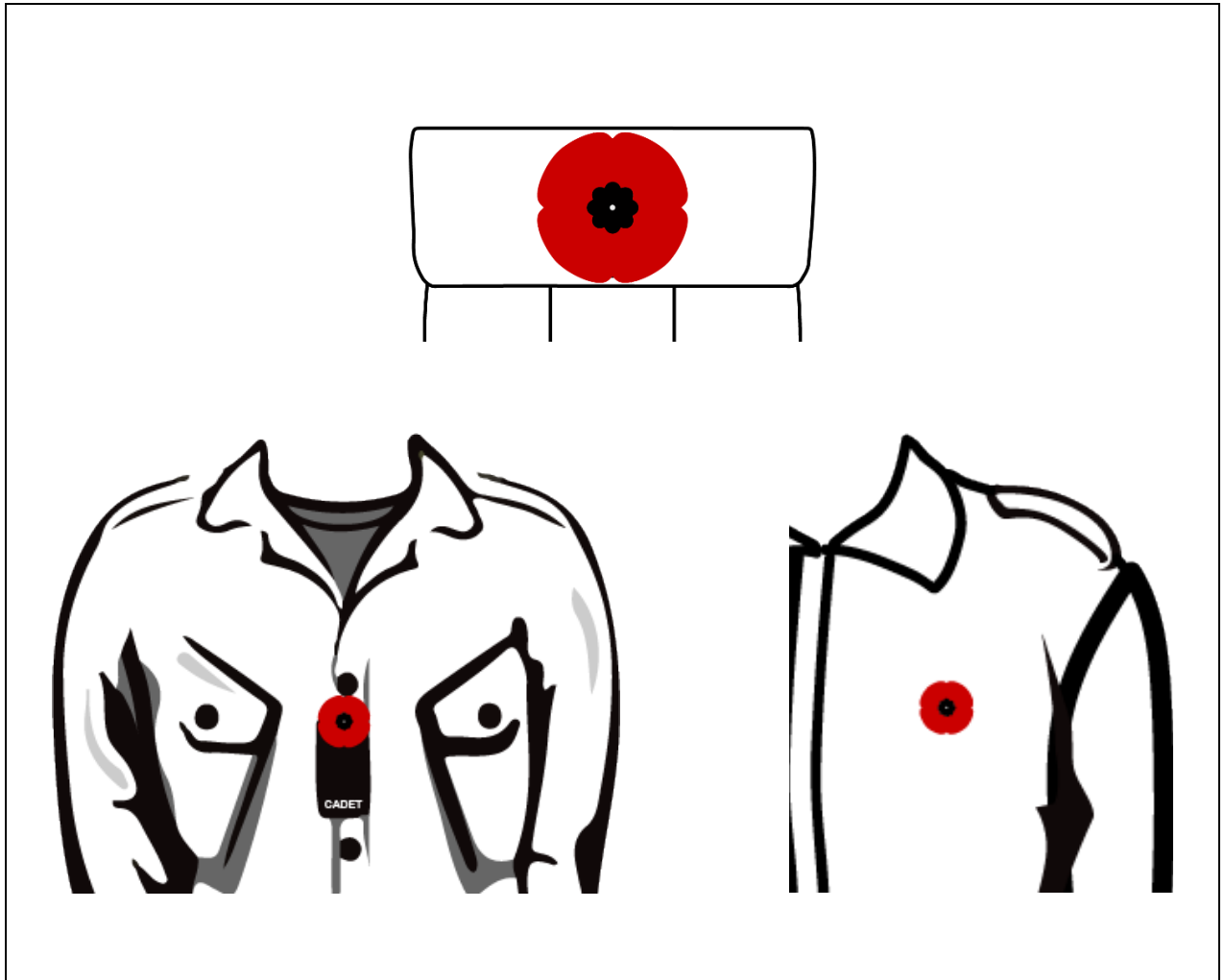


Figure 4A-1 – Positioning of Poppy

THIS PAGE INTENTIONALLY LEFT BLANK

CHAPTER 5

MEDALS AND OTHER HONOURS

GENERAL

1. The wearing of medals, ribbons and awards is a uniform matter governed by these CJCR DI and *CATO 13-16, National Cadet Honours and Awards* for cadets and CJCR Gp O 10050, *JCR National Honours and Awards* for JCRs.
2. Medals / ribbons / awards are not worn on outerwear.
3. A cadet may be awarded a Canadian Order, Decoration or Medal (e.g., the Queen's Jubilee Medal) as part of the Canadian Honours System (CHS). Refer to *A-DH-300-000/JD-001 Canadian Honours and Awards*. Corps / Squadron COs shall contact the chain of command for information regarding the wearing of these medals. Medals awarded through the National Cadet Honours and Awards are not part of the CHS. This chapter only refers to medals awarded through the National Cadet Honours and Awards.

METHOD OF MOUNTING AND WEARING ORDERS, DECORATIONS AND MEDALS

4. **Order of Precedence.** The order of precedence for medals is IAW *CATO 13-16, National Cadet Honours and Awards* and CJCR Gp O 10050, *JCR National Honours and Awards*.
5. **Wearing of Medals.** The wearing of medals is as follows:
 - a. medals shall only be worn on the jacket with C1 order of dress;
 - b. medals shall be suspended above the right breast pocket of the jacket, immediately above and centred;
 - c. when two or more medals are awarded, they shall be worn in order of precedence, without interval, with the highest priority medal closest to the centre of the chest. Medals shall hang in one row so that they are fully visible. Should this not be possible because of the number being worn, medals shall be overlapped horizontally, the one with the highest priority showing in full. Normally, five or more medals require overlapping. The maximum width of the mounting is governed by the physique of the individual. The bar shall not project beyond the arm seam of the jacket once the mounting is centred with the jacket pocket. The illustrated reference for placement of medals can be found in Figure 5A-1 at Annex A; and
 - d. medals and accoutrements can be worn on formal civilian attire suitable for ceremonial occasions (e.g., business suit with jacket and tie).
6. **Wearing of Ribbons.** The wearing of ribbons is as follows:
 - a. ribbons may be worn with C2, C3 and C3B orders of dress;
 - b. ribbons shall be centred immediately above the right breast pocket of the jacket or shirt. The illustrated reference for placement of ribbons can be found in Figure 5B-1 at Annex B; and
 - c. when two or more ribbons are worn, they shall be worn in rows, without interval between the ribbons and the rows. A maximum of three ribbons shall be worn per row. If a fourth medal is awarded, a second row of ribbons is required. Each new row shall be centred on the lower row. Ribbons shall be worn in order of precedence from left to right of the wearer, with the highest priority ribbon closest to the centre of the chest on the top row if more than one row is required. Where a single ribbon constitutes a row, it shall be centred above a lower row. Standard arrangements of ribbons by rows are illustrated in Figure 5C-1 at Annex C.

7. **Court Mountings.** Medals and ribbons may be court mounted at no cost to the public. The ribbons and medals shall be mounted on a panel, its size determined by the number of medals worn. The lower edge of the panel shall be in line with the centre of the medals. Commencing from the lower edge, each ribbon shall run up the front of the panel to the top and back down to the medal. There is no minimum number of medals required for court mounting.

COMMENDATIONS AND AWARDS

NATIONAL COMMENDATIONS

8. **Chief of the Defence Staff Commendation.** A gold plated, satin-finished insignia, consisting of a bar with three maple leaves, measuring 2 cm long by 0.5 cm wide. Reference for placement is illustrated in Figure 5D-1 at Annex D.

9. **Command Commendation (VCDS/RCN/CA/RCAF Commendations).** A silver plated, satin-finished insignia, consisting of a bar with three maple leaves, measuring 2 cm long by 0.5 cm wide. Reference for placement is illustrated in Figure 5D-1 at Annex D.

CADET COMMENDATIONS

10. **Cadet Commendation Pin.** A silver-plated insignia, consisting of a bar with a single maple leaf, measuring 2 cm long by 0.5 cm wide. Reference for placement is illustrated in Figure 5D-2 at Annex D.

11. **Navy League of Canada Award of Commendation.** A silver-plated insignia, consisting of a bar with a single anchor leaf, measuring 2 cm long by 0.75 cm wide. Reference for placement is illustrated in Figure 5D-2 at Annex D.

12. **Duke of Edinburgh's International Awards.** Awarded to members of participating organizations, whose members are between the ages of 14 and 25 years and who, as individuals, are participating in the Duke of Edinburgh Award Scheme. The oval shaped metal pin, displaying the cypher of HRH, The Duke of Edinburgh, is awarded in bronze, silver, or gold, depending upon the level of the award achieved. Reference for placement is illustrated in Figure 5D-4 at Annex D.

METHOD OF WEARING COMMENDATIONS AND AWARDS

13. Command Commendations are worn IAW CAF Dress Instructions (A-DH-265-000/AG-001). Commendation pins and Duke of Edinburgh pins are worn centred on the right breast pocket, equidistant between the lower seam and the lower edge of the pocket flap of both the jacket and shirt. If medals are worn, commendations and Duke of Edinburgh pins are worn equidistantly between the bottom of the medal and the lower seam of the pocket.

14. **Multiple Commendations and Awards.** If a cadet has multiple commendation pins, or a commendation pin and a Duke of Edinburgh pin, they are worn one above the other (0.5 cm apart) in the following order of precedence:

- a. Chief of Defence Staff Commendation;
- b. Command Commendation;
- c. Cadet Commendation;
- d. Navy League of Canada Award of Commendation; and
- e. Duke of Edinburgh's International Award.

ANNEX A
ORDERS, DECORATIONS AND MEDALS

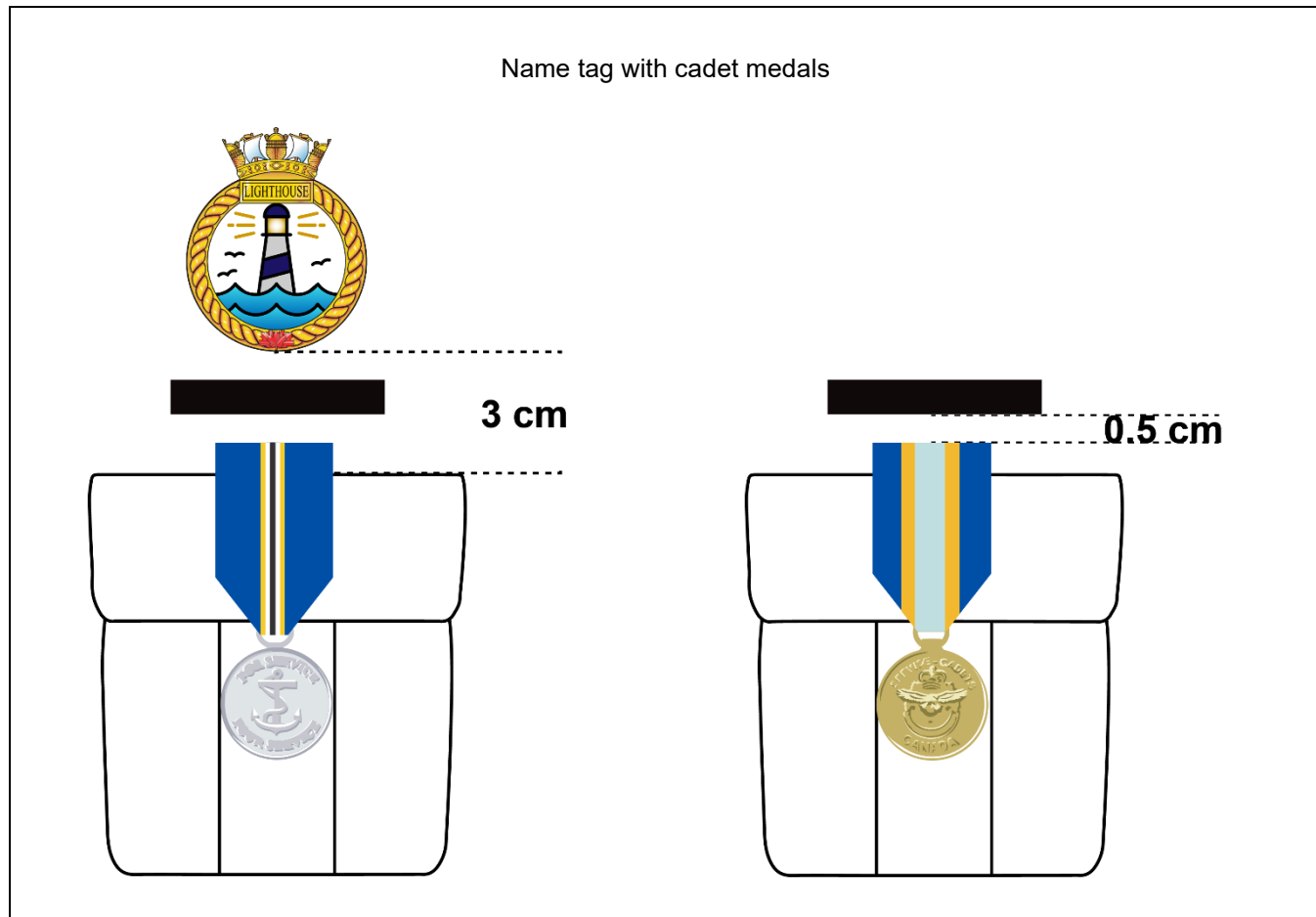


Figure 5A-1 – Method of Wear for Cadet Medals

THIS PAGE INTENTIONALLY LEFT BLANK

ANNEX B
UNDRESS RIBBONS

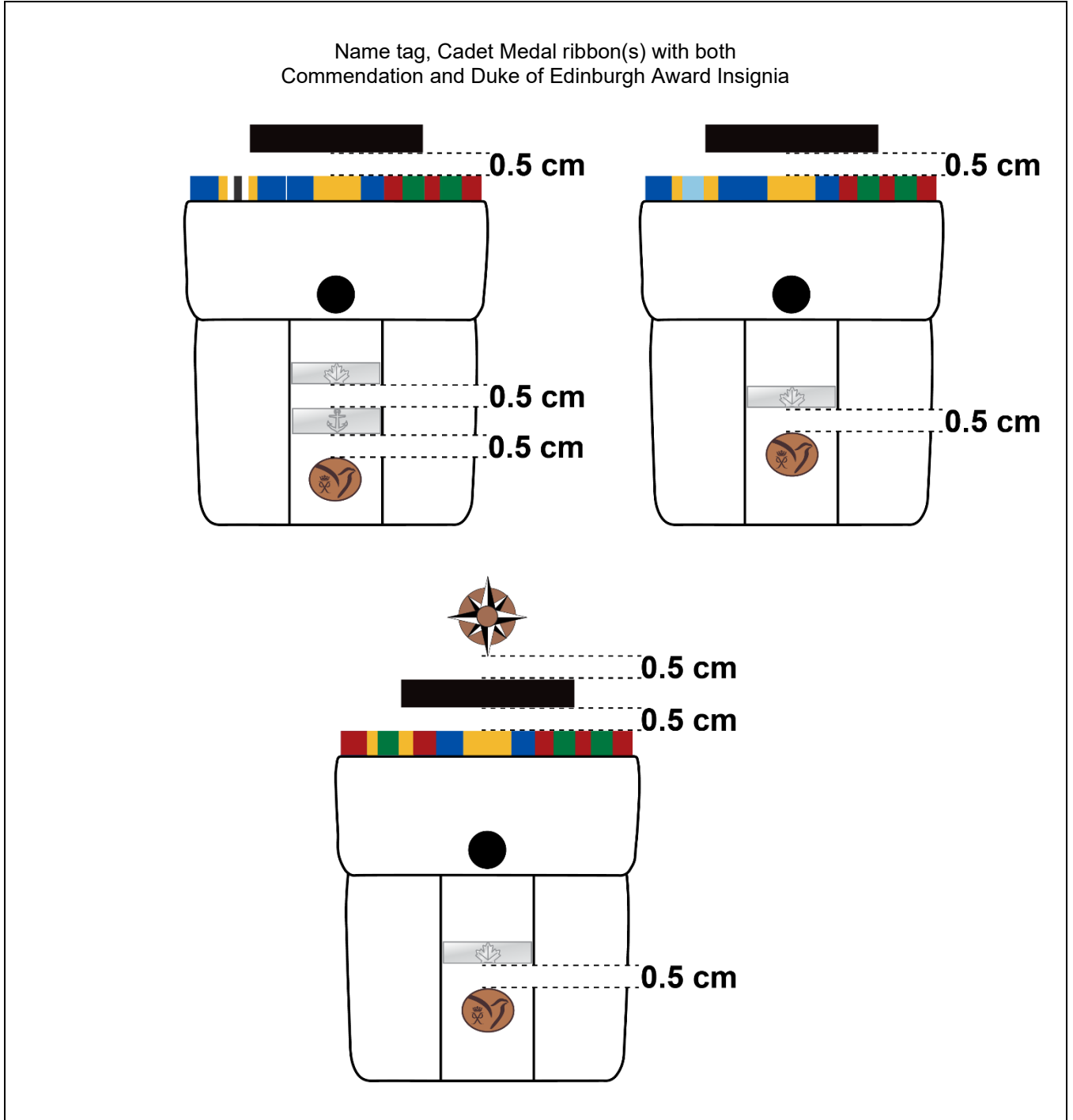


Figure 5B-1 – Method of Wear of Cadet Undress Ribbons

THIS PAGE INTENTIONALLY LEFT BLANK

ANNEX C
PRECEDENCE OF UNDRESS RIBBONS

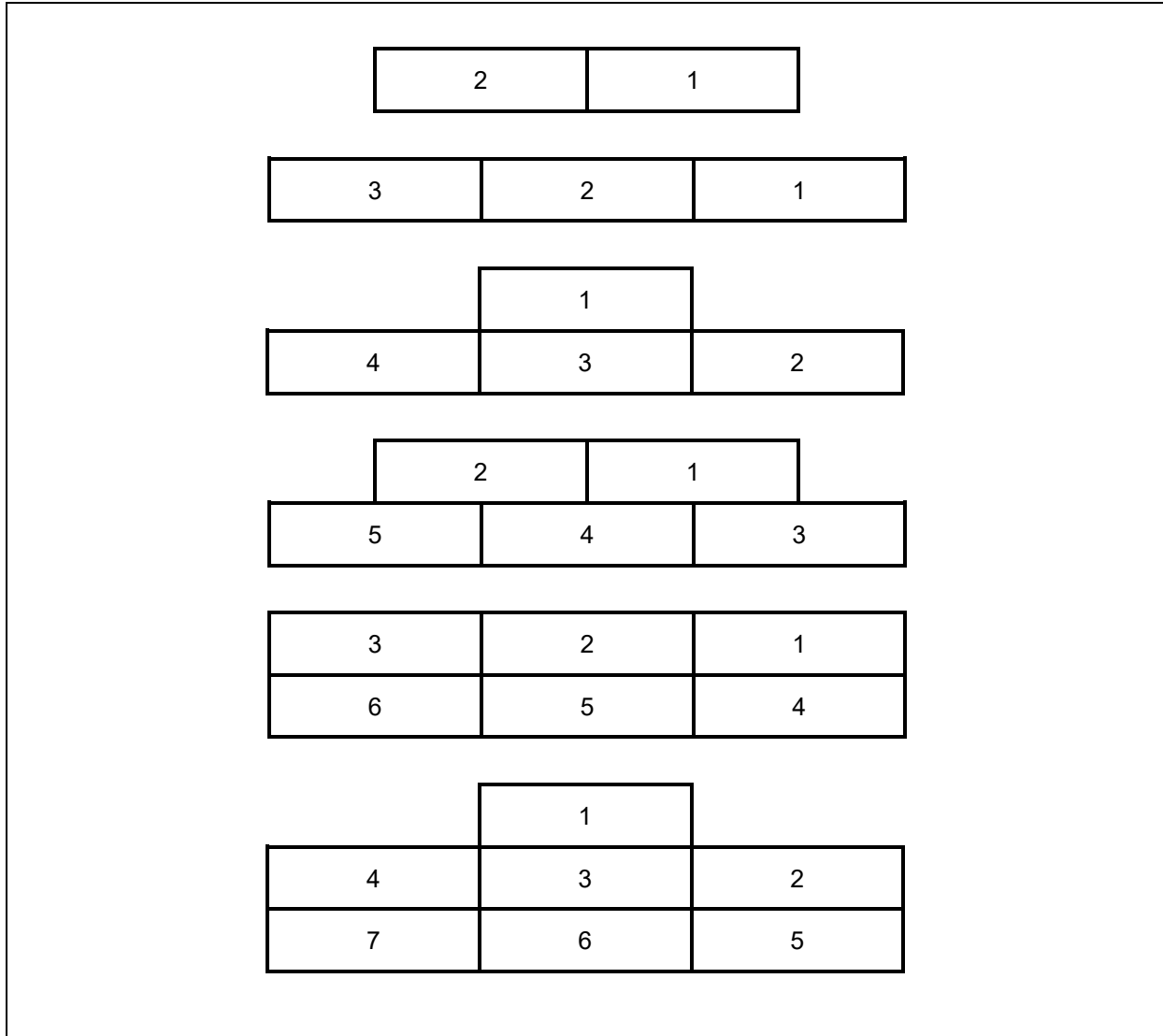


Figure 5C-1 – Precedence of Undress Ribbon Rows

THIS PAGE INTENTIONALLY LEFT BLANK

ANNEX D

NATIONAL COMMENDATIONS



Insignia	Illustration
Chief of the Defence Staff Commendation (CDS Commendation)	
Command Commendation (VCDS / RCN / CA / RCAF Commendation)	
<p>A National Commendation Pin shall be worn centered on the left breast pocket, equidistant between the lower seam and the lower edge of the pocket flap.</p> <p>This pin is worn on the jacket or the shirt.</p>	

Figure 5D-1 – National Commendations Insignia

CADET COMMENDATIONS



Insignia	Illustration
Commander's Cadet Commendation Pin	
Navy League of Canada Award of Commendation	
<p>A Cadet Commendation Pin shall be worn centered on the right breast pocket, equidistant between the lower seam and the lower edge of the pocket flap.</p> <p>This pin is worn on the jacket or the shirt.</p>	

Figure 5D-2 – Cadet Commendations Insignia

THE DUKE OF EDINBURGH AWARD




Insignia	Illustration	Placement on Uniform
Bronze		<p>The Bronze, Silver or Gold pin awarded under the Duke of Edinburgh Award Program shall be worn centred on the right breast pocket, equidistant between the lower seam and the lower edge of the jacket pocket flap.</p> <p>The pin is worn on the jacket only.</p>
Silver		
Gold		

Figure 5D-3 – The Duke of Edinburgh Pin

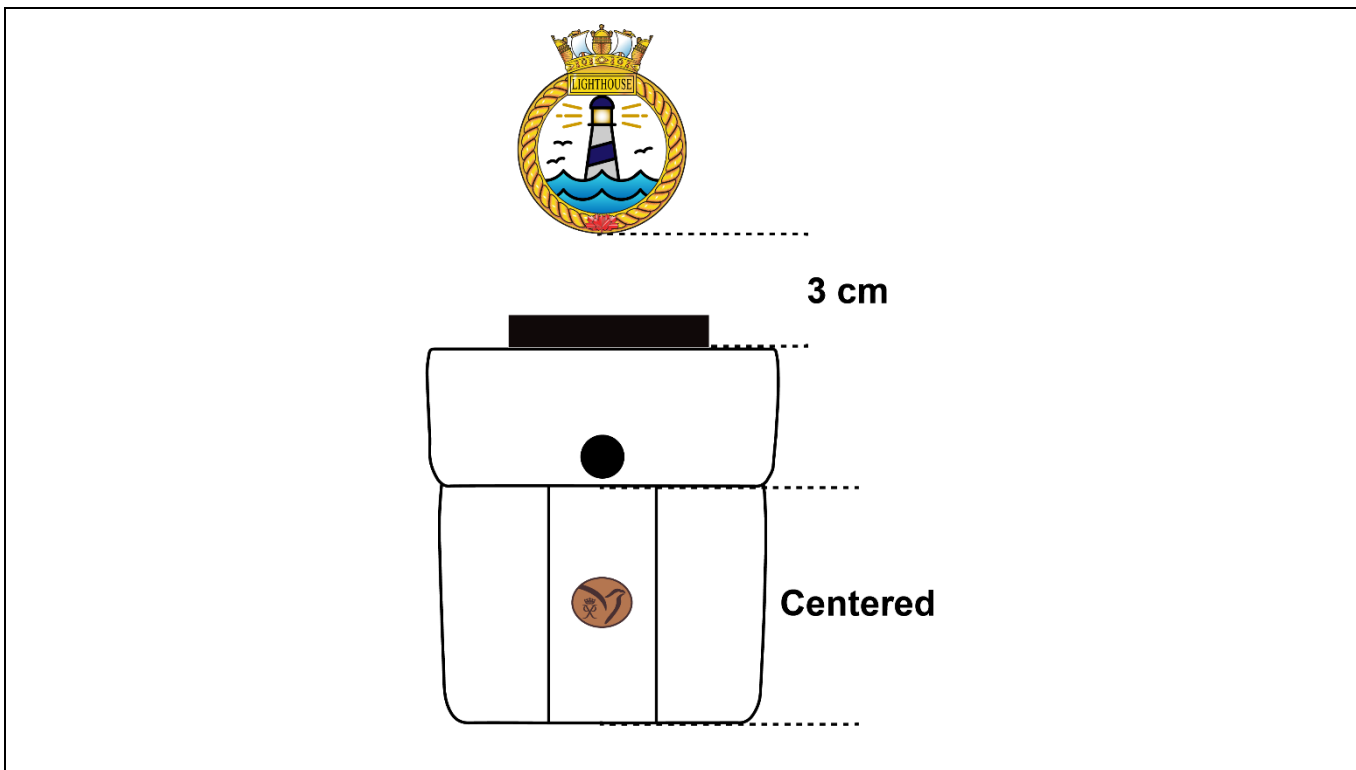


Figure 5D-4 – Method of Wear for The Duke of Edinburgh Pin

Note: Previous designs of the Duke of Edinburgh Award pins are authorized for wear as awarded.

CHAPTER 6
ORDERS OF DRESS
SECTION 1
GENERAL

SCOPE

1. This chapter describes orders of dress, their detailed composition and provides instructions for wearing uniform items.

ORDERS OF DRESS

2. Orders of dress and their composition are detailed in the following sections:
 - a. Section 3 – Ceremonial Dress;
 - b. Section 4 – Mess Dress;
 - c. Section 5 – Service Dress;
 - d. Section 6 – Training Dress; and
 - e. Section 7 – Orders of Dress Chart.
3. The occasions for wearing each order are located on the chart in Section 7.

THIS PAGE INTENTIONALLY LEFT BLANK

SECTION 2

CADET BANDS AND AFFILIATED UNIT DRESS

PIPE BANDS

AUTHORIZED CADET MILITARY / PIPE BAND UNIFORMS

1. Uniforms shall not be embellished except as allowed by these instructions.
2. Cadet musicians participating in non-approved events do so as civilians and therefore are not authorized to wear their cadet uniform. A cadet participating as a civilian member of, for example, an affiliated unit band, may wear the dress and accoutrements of the affiliated unit. In this instance, the wearing of cadet badges and accoutrements is not authorized.
3. Music card pouches and instrument aprons may be worn as appropriate.
4. Kilted orders of dress are authorized variations of ceremonial, mess, and service dress, and are approved for wear by members of Highland and kilted Irish units and pipe bands. All items of Highland dress not supplied as issued equipment must be obtained at no cost to the public.

SEA CADETS

5. Sea Cadet pipe band musicians, drum majors and highland dancers are authorized to wear highland dress. For these cadets, highland dress shall only be worn at parades or events where they are participating in their capacity as pipe band members.
6. The following highland dress items and accessories are authorized for Sea Cadets who are members of a pipe band:
 - a. **Glengarry Headdress** – dark blue with red toorie;
 - b. **Hat Badge** – Sea Cadet metal headdress insignia;
 - c. **Environmental Cadet Jacket (Cut-Away)** – may be modified to doublet pattern at no expense to public;
 - d. **Environmental Dress Shirt** – with necktie;
 - e. **Kilt** – Maple Leaf Tartan;
 - f. **Kilt Pin**;
 - g. **Hair Sporan** – white background with black tassels with chain strap;
 - h. **Leather Sporan** – with leather or chain strap;
 - i. **Hose-tops** – red diced;
 - j. **Hose** – Lovat green or black;
 - k. **Flashes** – red garter;
 - l. **Spats** – white with white buttons;
 - m. **Boots / oxfords shoes / brogues** – leather, black; and
 - n. **Waist Belt** – black (pipers), white (drummers).

7. The doublet pattern service dress jacket shall be the standard service dress jacket modified locally to the approved design (see Figure 6-2-1).

8. **Authorized Optional Items.** The following optional items may be worn by Sea Cadet pipe band members, but are not to be procured at public expense:

- a. **Sgian Dubh** – worn inserted in the top of the hose in the right leg;
- b. **Leopard Skin** – for bass and tenor drummers; and
- c. **Drum Major's Sash.**

ARMY CADETS

9. Army cadet corps affiliated with Highland or kilted Irish Regiments may dress cadets and cadet musicians in a Highland uniform IAW the dress regulations of the affiliated unit as recommended by the affiliated unit CO, supported by RCSU CO, and authorized by Comd CJCR.

10. Where the corps is not affiliated with Highland or kilted Irish Regiments, cadets are not authorized to wear kilts or other highland dress items unless they are pipe band members.

11. The following represents the Army Cadet Orders of Highland Dress, for corps who are not affiliated with a Highland / kilted Irish Regiment. These orders of dress must be worn in their entirety. The following are authorized highland dress items and accessories:

- a. **Glengarry Headdress** – dark blue with red and black diced band border (plain – no dice for pipers) and red toorie;
- b. **Hat Badge** – same as worn by the cadet corps;
- c. **Environmental Cadet Jacket (Cut-Away)** – may be modified to doublet pattern at no expense to public;
- d. **Environmental Dress Shirt** – with necktie;
- e. **Kilt** – Maple Leaf Tartan;
- f. **Kilt Pin**;
- g. **Hair Sporran** – white background with black tassels, with chain strap;
- h. **Leather Sporran** – with leather or chain strap;
- i. **Hose-tops** – red diced;
- j. **Hose** – Lovat green;
- k. **Flashes** – red garter;
- l. **Spats** – white with white buttons;
- m. **Boots / oxford shoes / brogues** – leather, black; and
- n. **Waist Belt** – black (pipers), white (drummers).

12. The doublet pattern service dress jacket shall be the standard service dress jacket modified locally to the approved design (see Figure 6-2-1).

13. **Authorized Optional Items.** The following list indicates in general terms, optional items which may be worn by members of cadet corps affiliated with Highland and kilted Irish regiments or pipe band members:

- a. **Sgian Dubh** – inserted in the top of the hose on the right leg;
- b. **Leopard Skin** – for bass and tenor drummers;
- c. **Sash** – Cadet MWOs / WOs / Sgts / may wear a sash (if affiliated with an infantry unit); and
- d. **Drum Major's Sash.**

AIR CADETS

14. Air Cadet pipe band musicians, drum majors and highland dancers are authorized to wear highland dress. For these cadets, highland dress shall only be worn at parades or events where they are participating in their capacity as pipe band members.

15. The following represents the Air Cadet Highland Orders of Dress:

- a. **Glengarry Headdress** – dark blue with red and black diced band border (plain – no dice for pipers) and red toorie;
- b. **Hat Badge** – same as worn by the cadet corps;
- c. **Environmental Cadet Jacket (Cut-Away)** – may be modified to doublet pattern at no expense to public;
- d. **Environmental Dress Shirt** – with necktie;
- e. **Kilt** – Air Force Tartan;
- f. **Kilt Pin**;
- g. **Hair Sporan** – white background with black tassels, with chain strap;
- h. **Leather Sporan** – with leather or chain strap;
- i. **Hose-tops** – red diced;
- j. **Hose** – Lovat green or RCAF blue;
- k. **Flashes** – red garter;
- l. **Spats** – white with white buttons;
- m. **Boots / oxford shoes / brogues** – leather, black; and
- n. **Waist Belt** – black (pipers), white (drummers).

16. The doublet pattern service dress jacket shall be the standard service dress jacket modified locally to the approved design (see Figure 6-2-1).

17. **Authorized Optional Items.** Authorized optional items are:

- a. **Sgian Dubh** – inserted in the top of the hose on the right leg;
- b. **Leopard Skin** – for bass and tenor drummers; and
- c. **Drum Major's Sash.**

DRESS JACKET – DOUBLET PATTERN


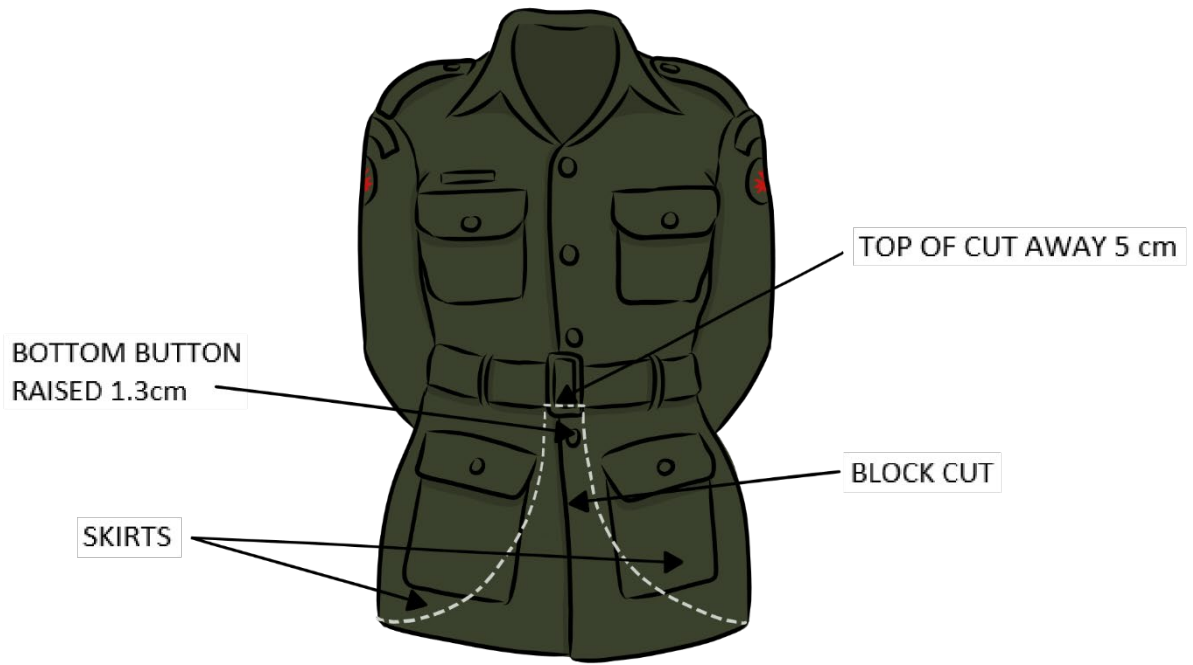


Figure 6-2-1 – Kilted Dress – Jacket Modifications

SECTION 3**CEREMONIAL DRESS – C1**

1. **Introduction.** This section and annexes A to C, describe ceremonial dress.
2. Rifle regiments may wear black accoutrements in lieu of white, black necktie, and wedge cap in approved colours and design IAW regimental custom.
3. Historical uniforms of the CAF or CCO shall be considered a costume and not subject to these Dress Instructions. Refer to Wear of Traditional Patterns of Uniforms in Chapter 2, Section 1 for further clarification.
4. **Orders of dress.** The following orders of dress apply to Ceremonial Dress:
 - a. C1;
 - b. C1H Long Sleeve - Same as C1 with – Highland accoutrements; and
 - c. C1H Short Sleeve – Same as C1H Long Sleeve less jacket.

CEREMONIAL DRESS










	C1 Medals	C1H Medals	C1H Short Sleeve
SEA			
ARMY			
AIR			

Figure 6-3-1 – Ceremonial Dress

ANNEX A

CEREMONIAL DRESS – SEA



ORDER OF DRESS	COMPOSITION	AUTHORIZED CLOTHING, ACCOUTREMENTS AND ACCESSORIES
 <p style="text-align: center;">C1</p>	<ul style="list-style-type: none"> • Sailor's cap with cap tally / turban. • Environmental dress shirt. • Necktie. • Lanyard. • Environmental cadet jacket with belt. • Trousers. • Belt. • Boots. • Socks. • Medals. • Pins. 	<ul style="list-style-type: none"> • Name tag. • White gloves. • White belt and white gaiters. • When authorized, the boatswain's or gunner's call and chain may replace the lanyard.
 <p style="text-align: center;">C1H</p>	<ul style="list-style-type: none"> • Glengarry Headdress with Sea Cadet metal headdress insignia / turban. • Environmental dress shirt • Necktie. • Lanyard. • Environmental cadet jacket (cut-away). • Kilt. • Kilt pin. • Belt – white or black. • Hair sporran. • Hosetops. • Flashes, garter. • Spats, white • Boots / oxford shoes / brogues. • Medals. • Pinned insignia. 	<ul style="list-style-type: none"> • Name tag. • Sgian Dubh. • Leopard Skin (bass / tenor drummers). • Drum Major's Sash.

Figure 6A-1 – Ceremonial Dress – Sea


ORDER OF DRESS	COMPOSITION	AUTHORIZED CLOTHING, ACCOUTREMENTS AND ACCESSORIES
 <p>C1H - Short Sleeve</p>	<ul style="list-style-type: none"> • Glengarry Headdress with Sea Cadet metal headdress insignia / turban. • Environmental dress shirt Kilt. • Kilt Pin. • Belt – white or black. • Hair sporran. • Hosetops. • Flashes, garter. • Spats, white. • Boots / oxford shoes / brogues. 	<ul style="list-style-type: none"> • Sgian Dubh. • Leopard Skin (bass / tenor drummers). • Drum Major's Sash. • Slip-ons on dress shirt.

Figure 6A-2 – Ceremonial Dress – Highland – Sea

ANNEX B

CEREMONIAL DRESS – ARMY



ORDER OF DRESS	COMPOSITION	AUTHORIZED CLOTHING, ACCOUTREMENTS AND ACCESSORIES
 <p style="text-align: center;">C1</p>	<ul style="list-style-type: none"> • Beret / turban with Army Cadet headdress insignia Cloth / metal cap badge. • Environmental dress shirt • Necktie. • Jacket with belt. • Trousers. • Belt • Boots. • Socks. • Medals. • Pins. • Cloth Parachutist badge. 	<ul style="list-style-type: none"> • Name tag. • Appointed cadets may wear the sash. • When medals are worn, the cadet may elect to wear the sash over the medals or not wear the sash. • Lanyard. • White or black webbing. • White or black gloves.
 <p style="text-align: center;">C1H</p>	<ul style="list-style-type: none"> • Glengarry Headdress with cadet metal headdress insignia / turban. • Environmental dress shirt • Necktie. • Environmental cadet jacket (cut-away). • Belt – white or black. • Kilt. • Kilt Pin. • Hair sporran. • Hosetops. • Flashes, garter. • Spats, white • Boots / oxford shoes / brogues • Medals. • Pinned insignia. 	<ul style="list-style-type: none"> • Name tag. • Sgian Dubh. • Leopard Skin (bass / tenor drummers). • Drum Major's Sash. • Appointed cadets may wear the sash.

Figure 6B-1 – Ceremonial Dress – Army


ORDER OF DRESS	COMPOSITION	AUTHORIZED CLOTHING, ACCOUTREMENTS AND ACCESSORIES
 <p>C1H - Short Sleeve</p>	<ul style="list-style-type: none"> • Glengarry Headdress with Cadet metal headdress insignia / turban. • Environmental dress shirt • Kilt. • Kilt Pin. • Boots / oxford shoes / brogues. • Hosetops. • Flashes, garter. • Spats, white. • Belt – white or black. • Sporrans, hair. • Ribbons. • Pinned insignia. 	<ul style="list-style-type: none"> • Name tag. • Sgian Dubh. • Leopard Skin (bass / tenor drummers). • Drum Major's Sash. • Appointed cadets may wear the sash. • Slip-ons on dress shirt.

Figure 6B-2 – Ceremonial Dress – Highland – Army

ANNEX C

CEREMONIAL DRESS – AIR



ORDER OF DRESS	COMPOSITION	AUTHORIZED CLOTHING, ACCOUTREMENTS AND ACCESSORIES
 <p style="text-align: center;">C1</p>	<ul style="list-style-type: none"> • Wedge / turban with Air Cadet headdress insignia • Cloth cap badge. • Environmental dress shirt. • Necktie. • Jacket with belt. • Trousers. • Belt. • Boots. • Socks. • Medals. • Pins. • Cloth glider / power pilot badge. 	<ul style="list-style-type: none"> • Name tag. • Lanyard. • White webbing and gloves.
 <p style="text-align: center;">C1H</p>	<ul style="list-style-type: none"> • Glengarry Headdress with cadet metal headdress insignia / turban. • Environmental dress shirt • Necktie. • Environmental cadet jacket (cut-away). • Belt – white or black. • Kilt. • Kilt Pin. • Hair sporran. • Hosetops. • Flashes, garter. • Spats, white • Boots / Oxford shoes / brogues. • Medals. • Pinned insignia. 	<ul style="list-style-type: none"> • Name tag. • Sgian Dubh. • Leopard Skin (bass / tenor drummers). • Drum Major's Sash.

Figure 6C-1 – Ceremonial Dress – Air


ORDER OF DRESS	COMPOSITION	AUTHORIZED CLOTHING, ACCOUTREMENTS AND ACCESSORIES
 <p>C1H - Short Sleeve</p>	<ul style="list-style-type: none"> • Glengarry Headdress with Cadet metal headdress insignia /turban. • Environmental dress shirt • Tie (optional) • Kilt. • Kilt Pin. • Boots / oxford shoes / brogues. • Hosetops. • Flashes, garter. • Spats, white. • Belt – white or black. • Sporrans, hair. • Ribbons. • Pinned insignia. 	<ul style="list-style-type: none"> • Name tag. • Sgian Dubh. • Leopard Skin (bass / tenor drummers). • Drum Major’s Sash. • Slip-ons on dress shirt.

Figure 6C-2 – Ceremonial Dress – Air

SECTION 4

MESS DRESS – C2

1. **Introduction.** This section and annexes D to F, describe cadet mess dress.
2. C2 (mess dress) is an optional uniform for wear in lieu of C1 (ceremonial dress) when formal dress is considered appropriate.
3. **Outerwear.** The following outerwear may be worn or carried with mess dress as appropriate:
 - a. all-season jacket; and
 - b. gloves, black (worn with the all-season jacket for winter dress instructions).

MESS DRESS







	C2	C2H
SEA		
ARMY		
AIR		

Figure 6-4-1 – Mess Dress

ANNEX D

MESS DRESS – SEA



ORDER OF DRESS	COMPOSITION	AUTHORIZED CLOTHING, ACCOUTREMENTS AND ACCESSORIES
 <p style="text-align: center;">C2</p>	<ul style="list-style-type: none"> • Environmental dress shirt • Necktie (black bow tie optional). • Sea cadet lanyard • Jacket. • Trousers with belt. • Boots. • Socks. • Ribbons. • Pins. 	<ul style="list-style-type: none"> • Name tags are not worn.
 <p style="text-align: center;">C2H</p>	<ul style="list-style-type: none"> • Environmental dress shirt • Necktie (black bow tie optional). • Environmental jacket (cut-away). • Kilt. • Kilt Pin. • Belt – white or black. • Hair sporran. • Hosetops. • Flashes, garter. • Spats. • Boots / oxfords shoes. • Ribbons. • Pins. 	<ul style="list-style-type: none"> • Name tags are not worn. • Sgian Dubh.

Figure 6D-1 – Mess Dress – Sea

THIS PAGE INTENTIONALLY LEFT BLANK

ANNEX E

MESS DRESS – ARMY



ORDER OF DRESS	COMPOSITION	AUTHORIZED CLOTHING, ACCOUTREMENTS AND ACCESSORIES
 <p style="text-align: center;">C2</p>	<ul style="list-style-type: none"> • Environmental dress shirt (white dress shirt optional). • Necktie (black bow tie optional). • Jacket. • Trousers with belt. • Boots. • Socks. • Ribbons. • Pins. 	<ul style="list-style-type: none"> • Name tags are not worn.
 <p style="text-align: center;">C2H</p>	<ul style="list-style-type: none"> • Environmental dress shirt (white dress shirt optional). • Necktie (black bow tie optional). • Environmental jacket (cut-away). • Kilt. • Kilt Pin. • Belt – white or black. • Hair sporran. • Hosetops. • Flashes, garter. • Spats. • Boots / oxfords shoes. • Ribbons. • Pins. 	<ul style="list-style-type: none"> • Name tags are not worn. • Sgian Dubh.

Figure 6E-1 – Mess Dress – Army

THIS PAGE INTENTIONALLY LEFT BLANK

ANNEX F

MESS DRESS – AIR



ORDER OF DRESS	COMPOSITION	AUTHORIZED CLOTHING, ACCOUTREMENTS AND ACCESSORIES
 <p style="text-align: center;">C2</p>	<ul style="list-style-type: none"> • Environmental dress shirt (white dress shirt optional). • Necktie (black bow tie optional). • Jacket. • Trousers with belt. • Boots. • Socks. • Ribbons. • Pins. 	<ul style="list-style-type: none"> • Name tags are not worn.
 <p style="text-align: center;">C2H</p>	<ul style="list-style-type: none"> • Environmental dress shirt (white dress shirt optional). • Necktie (black bow tie optional). • Environmental jacket (cut-away). • Kilt. • Kilt Pin. • Belt – white or black. • Hair sporran. • Hosetops. • Flashes, garter. • Spats. • Boots / oxfords shoes. • Ribbons. • Pins. 	<ul style="list-style-type: none"> • Name tags are not worn. • Sgian Dubh.

Figure 6F-1 – Mess Dress – Air

THIS PAGE INTENTIONALLY LEFT BLANK

SECTION 5**SERVICE DRESS – C3**

1. **Introduction.** This section and annexes G to I, describe environmental service dress.
2. Ribbons, flying, specialist, and qualification badges shall be worn.
3. Jackets may be removed from all orders of service dress as required.
4. **Orders of dress.** The following orders of dress apply to Service Dress:
 - a. C3;
 - b. C3A - Same as C3 without tie (shirt collar is brought above jacket collar);
 - c. C3B – Same as C3 except shirt and tie is replaced by crewneck sweater (Army and Air only); and
 - d. C3C – Service and Travel Dress. Same as C3 except shirt and tie is replaced by environmental t-shirt.
5. Highland dress may be worn with C3, C3A, and C3B orders of dress. The leather sporran shall be worn and lovat-green hose shall be worn in place of the hose-tops and spats for training and duty in all seasons. The blackcock feather shall not be worn.

SERVICE DRESS












	C3	C3A	C3B	C3C
SEA			N/A	
ARMY				
AIR				

Figure 6-5-1 – Service Dress

ANNEX G
SERVICE DRESS – SEA


ORDER OF DRESS	COMPOSITION	AUTHORIZED CLOTHING, ACCOUTREMENTS AND ACCESSORIES
 <p style="text-align: center;">C3</p>	<ul style="list-style-type: none"> • Sailor’s cap with cap tally / turban. • Environmental dress shirt • Necktie. • Lanyard. • Jacket with belt. • Trousers. • Belt. • Boots. • Socks. • Ribbons. • Pins. 	<ul style="list-style-type: none"> • Name tag. • White belt and white gaiters. • When authorized, the boatswain’s or gunner’s chain and call may replace the lanyard. • Slip-ons on dress shirt.
<p style="text-align: center;">Image to be created</p> <p style="text-align: center;">C3H</p>	<ul style="list-style-type: none"> • Glengarry Headdress with Cadet metal headdress insignia / turban. • Environmental dress shirt • Kilt. • Kilt Pin. • Oxford shoes / brogues. • Lovat green / black hoses. • Flashes, garter. • Belt – white or black. • Sporrans, leather. • Ribbons. • Pinned insignia. 	<ul style="list-style-type: none"> • Name tag. • Slip-ons on dress shirt.

Figure 6G-1 – Service Dress – Sea



ORDER OF DRESS	COMPOSITION	AUTHORIZED CLOTHING, ACCOUTREMENTS AND ACCESSORIES
 <p style="text-align: center;">C3A</p>	<ul style="list-style-type: none"> • Sailor's cap with cap tally / turban. • Environmental dress shirt. • Shirt rank insignia. • Trousers. • Belt. • Boots. • Socks. 	<ul style="list-style-type: none"> • Name tag. • White belt and white gaiters. • When authorized, the boatswain's or gunner's chain and call may replace the lanyard. • Slip-ons on dress shirt.
 <p style="text-align: center;">C3C</p>	<ul style="list-style-type: none"> • Sailor's cap with cap tally / turban. • Environmental t-shirt (black). • Lanyard. • Jacket with belt. • Trousers. • Belt. • Boots. • Socks. • Ribbons. • Pins. 	<ul style="list-style-type: none"> • White belt and white gaiters. • Name tag to be worn on jacket only.

Figure 6G-2 – Service Dress – Sea

ANNEX H

SERVICE DRESS – ARMY



ORDER OF DRESS	COMPOSITION	AUTHORIZED CLOTHING, ACCOUTREMENTS AND ACCESSORIES
 <p style="text-align: center;">C3</p>	<ul style="list-style-type: none"> • Beret / turban with Army Cadet headdress insignia Cloth / metal cap badge. • Environmental dress shirt. • Necktie. • Jacket with belt. • Trousers. • Belt. • Boots. • Socks. • Ribbons. • Pins. • Cloth Parachutist badge. 	<ul style="list-style-type: none"> • Name tag. • Appointed cadets may wear the sash. • Slip-ons on dress shirt.
 <p style="text-align: center;">C3H</p>	<ul style="list-style-type: none"> • Glengarry Headdress with Cadet metal headdress insignia / turban. • Environmental dress shirt. • Kilt. • Kilt Pin. • Boots. • Lovat green hose • Flashes, garter. • Belt – white or black. • Sporrans, leather. • Ribbons. • Pinned insignia. 	<ul style="list-style-type: none"> • Name tag. • Appointed cadets may wear the sash. • Slip-ons on dress shirt.

Figure 6H-1 – Service Dress – Army


ORDER OF DRESS	COMPOSITION	AUTHORIZED CLOTHING, ACCOUTREMENTS AND ACCESSORIES
 <p style="text-align: center;">C3A</p>	<ul style="list-style-type: none"> • Beret / turban with Army Cadet headdress insignia Cloth / metal cap badge. • Environmental dress shirt Jacket with belt. • Trousers. • Belt. • Boots. • Socks. • Ribbons. • Pins. • Cloth Parachutist badge. 	<ul style="list-style-type: none"> • Name tag. • Shirt collar shall be outside and over jacket collar. • Appointed cadets may wear the sash. • Slip-ons on dress shirt.
 <p style="text-align: center;">C3B</p>	<ul style="list-style-type: none"> • Beret / turban with Army Cadet headdress insignia Cloth / metal cap badge. • Crewneck sweater (olive green) • Trousers. • Belt. • Boots. • Socks. • Ribbons. • Pins. 	<ul style="list-style-type: none"> • Name tag to be worn on jacket only.

Figure 6H-2 – Service Dress – Army

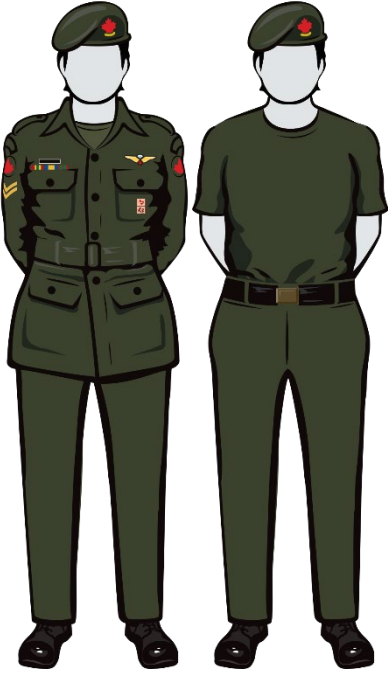
ORDER OF DRESS	COMPOSITION	AUTHORIZED CLOTHING, ACCOUTREMENTS AND ACCESSORIES
 <p style="text-align: center;">C3C</p>	<ul style="list-style-type: none"> • Beret / turban with Army Cadet headdress insignia Cloth / metal cap badge. • Environmental t-shirt • Jacket with belt. • Trousers. • Belt. • Boots. • Socks. • Ribbons. • Pins. • Cloth Parachutist badge. 	<ul style="list-style-type: none"> • Name tag to be worn on jacket only. • Appointed cadets may wear the sash.

Figure 6H-3 – Service Dress – Army

THIS PAGE INTENTIONALLY LEFT BLANK

ANNEX I
SERVICE DRESS – AIR


ORDER OF DRESS	COMPOSITION	AUTHORIZED CLOTHING, ACCOUTREMENTS AND ACCESSORIES
 <p style="text-align: center;">C3</p>	<ul style="list-style-type: none"> • Wedge / turban with Air Cadet headdress insignia. • Cloth cap badge. • Environmental dress shirt • Necktie. • Jacket with belt. • Trousers. • Belt. • Boots. • Socks. • Ribbons. • Pins. • Cloth glider / power pilot badge. 	<ul style="list-style-type: none"> • Name tag. • Slip-ons on dress shirt.
<p style="text-align: center;">Image to be created</p> <p style="text-align: center;">C3H</p>	<ul style="list-style-type: none"> • Glengarry Headdress with Cadet metal headdress insignia / turban. • Environmental dress shirt • Kilt. • Kilt Pin. • Oxford shoes / brogues. • Lovat green / Air Force blue hoses. • Flashes, garter. • Belt – white or black. • Sporrans, leather. • Ribbons. • Pinned insignia. 	<ul style="list-style-type: none"> • Name tag. • Slip-ons on dress shirt.

Figure 6I-1 – Service Dress – Air



ORDER OF DRESS	COMPOSITION	AUTHORIZED CLOTHING, ACCOUTREMENTS AND ACCESSORIES
 <p style="text-align: center;">C3A</p>	<ul style="list-style-type: none"> • Wedge / turban with Air Cadet headdress insignia. • Cloth cap badge. • Environmental dress shirt. • Jacket with belt. • Trousers. • Belt. • Boots. • Socks. • Ribbons. • Pins. • Cloth glider / power pilot badge. 	<ul style="list-style-type: none"> • Name tag. • Shirt collar shall be outside and over jacket collar. • Slip-ons on dress shirt.
 <p style="text-align: center;">C3B</p>	<ul style="list-style-type: none"> • Wedge / turban with Air Cadet headdress insignia. • Cloth cap badge. • Crewneck sweater (light blue). • Trousers. • Belt. • Boots. • Socks. • Ribbons. • Pins. 	<ul style="list-style-type: none"> • Name tag to be worn on jacket only.

Figure 6I-2 – Service Dress – Air


ORDER OF DRESS	COMPOSITION	AUTHORIZED CLOTHING, ACCOUTREMENTS AND ACCESSORIES
 <p style="text-align: center;">C3C</p>	<ul style="list-style-type: none"> • Wedge / turban with Air Cadet headdress insignia. • Cloth cap badge. • Environmental t-shirt (blue). • Jacket with belt. • Trousers. • Belt. • Boots. • Socks. • Ribbons. • Pins. • Cloth glider / power pilot badge. 	<ul style="list-style-type: none"> • Name tag to be worn on jacket only

Figure 6I-3 – Service Dress – Air

THIS PAGE INTENTIONALLY LEFT BLANK

SECTION 6
TRAINING DRESS – C5

1. **Introduction.** This section and annexes J to L, describe training dress.

SEA TRAINING UNIFORM (STU)

2. The following may be worn: A corps or black ball cap, wide-brimmed tan summer hat, beret, toque, or turban.

FIELD TRAINING UNIFORM (FTU)

3. The following may be worn: wide-brimmed tan summer hat, beret, toque, turban, balmoral, Glengarry, caubeen and khaki tam o' shanter. A corps or black ball cap may be worn for Sea Cadets.

FLYING CLOTHING

4. The following headdress may be worn with flying clothing: wedge, ball cap, beret, wide-brimmed tan summer hat, turban and toque.

SPORTS CLOTHING

5. Authorized physical fitness training, other occasions as ordered. Civilian sports attire must be neat, tidy, and appropriately styled with no markings that could be deemed to be offensive or otherwise reflect discredit on the CCO.

TRAINING DRESS












	C5	C5A	C5B	C5C
SEA				
ARMY			N/A	
AIR				
<p>Notes:</p> <p>C5 – A functional order of dress when participating in nautical or field training activities or activities where a requirement exists to protect the dress uniform or personal clothing; During the CTC period by: staff cadets occupying a position that warrants the wear of this uniform; by cadets participating in selected courses; and other occasions as ordered. Note that the FTU can replace C5 for Sea Cadets while at CTC.</p> <p>C5A – Same as C5, without the field training shirt / blue sea training shirt.</p> <p>C5B – Naval Combat Dress (NCD) for Sea Cadets and Flight Suit for Air Cadets.</p> <p>C5C – Issued or civilian, as directed by CTC or corps/squadron</p>				

Figure 6-6-1 – Training Dress

ANNEX J

TRAINING DRESS – SEA



ORDER OF DRESS	COMPOSITION	AUTHORIZED CLOTHING, ACCOUTREMENTS AND ACCESSORIES
 <p style="text-align: center;">C5</p>	<ul style="list-style-type: none"> • Issued ball cap or wide-brimmed tan summer hat. • blue STU shirt. • Environmental t-shirt (black). • Rank slip-ons. • Trousers and belt. • Socks. • Boots (alternative footwear may be authorized based on the activity). <p>At CTC:</p> <ul style="list-style-type: none"> • Issued ball cap or wide-brimmed tan summer hat. • Field shirt. • Rank slip-ons. • Environmental t-shirt (black) / CTC t-shirt. • Field pants and belt. • Socks. • Multi-Purpose Boots (alternative footwear may be authorized when necessary based on the activity). 	<ul style="list-style-type: none"> • Appointment brassard. • When authorized, boatswain's or gunner's chain and call may be worn with the STU shirt. • Shirt may be worn with sleeves extended or rolled above the elbows. • Name tag (nametape optional) with STU shirt. • Nametape optional on FTU shirt.
 <p style="text-align: center;">C5A</p>	<ul style="list-style-type: none"> • Issued ball cap or wide-brimmed tan summer hat. • Environmental t-shirt (black) / corps / CTC t-shirt.. • Trousers and belt. • Socks. • Boots (alternative footwear may be authorized based on the activity). 	<ul style="list-style-type: none"> • Appointment or rank brassard. • No name tag or tape.

Figure 6J-1 – Training Dress – Sea



ORDER OF DRESS	COMPOSITION	AUTHORIZED CLOTHING, ACCOUTREMENTS AND ACCESSORIES
 <p style="text-align: center;">C5B</p>	<ul style="list-style-type: none"> • Corps, HMCS or black ball cap, turban, or toque. • Naval combat shirt. • Naval combat jacket. • Rank slip-ons. • Environmental t-shirt (black) / corps / CTC t-shirt. • Naval Combat pants and belt. • Socks. • Multi-Purpose Boots (alternative footwear may be authorized when necessary based on the activity). 	<ul style="list-style-type: none"> • Appointment brassard. <p>Note:</p> <ul style="list-style-type: none"> • Shirt may be worn with sleeves extended or rolled above the elbows. • Name tags are not worn. • Nametapes are optional. • Worn IAW A-DH-265-000/AG-001 CFP 265 Canadian Armed Forces Dress Instructions
 <p style="text-align: center;">C5C</p>	<p>Personal or issued:</p> <ul style="list-style-type: none"> • Ball cap, turban, or wide brimmed tan summer hat (CTC only). (Headdress is optional for indoor sports activities). • Environmental t-shirt (black) / corps / CTC t-shirt. • Shorts. • Socks or white sport socks. • Runners. 	<ul style="list-style-type: none"> • Appointment or rank brassard. • No name tag or tape.

Figure 6J-2 – Training Dress – Sea

ANNEX K

TRAINING DRESS – ARMY



ORDER OF DRESS	COMPOSITION	AUTHORIZED CLOTHING, ACCOUTREMENTS AND ACCESSORIES
 <p style="text-align: center;">C5</p>	<ul style="list-style-type: none"> • Beret / turban with Army Cadet headdress insignia, turban, toque or wide-brimmed tan summer hat. • Field shirt. • Rank slip-ons. • Environmental (olive green) / corps / CTC t-shirt. • Field pants and belt. • Socks. • Multi-Purpose Boots (alternative footwear may be authorized when necessary based on the activity). 	<ul style="list-style-type: none"> • Appointment brassard. • Nametape optional. • Lanyard. May be worn to indicate nominations to particular positions at the corps / CTC. <p>Note:</p> <ul style="list-style-type: none"> • Beret colour determined by regimental affiliation. • May be worn under the all-season jacket. • Shirt may be worn with sleeves extended or rolled above the elbows.
 <p style="text-align: center;">C5A</p>	<ul style="list-style-type: none"> • Beret / turban with Army Cadet headdress insignia, turban, toque or wide-brimmed tan summer hat. • Environmental (olive green) / corps / CTC t-shirt. • Field pants and belt. • Socks. • Multi-Purpose Boots (alternative footwear may be authorized when necessary based on the activity). 	<ul style="list-style-type: none"> • Appointment or rank brassard. • No name tag or tape.

Figure 6K-1 – Training Dress – Army


ORDER OF DRESS	COMPOSITION	AUTHORIZED CLOTHING, ACCOUTREMENTS AND ACCESSORIES
 <p style="text-align: center;">C5C</p>	<p>Personal or issued:</p> <ul style="list-style-type: none"> • Ball cap, turban or wide brimmed tan summer hat (CTC only). (Headdress is optional for indoor sports activities). • Environmental t-shirt. • Shorts. • Socks or white sport socks. • Runners. 	<ul style="list-style-type: none"> • Appointment or rank brassard. • No name tag or tape.

Figure 6K-2 – Training Dress – Army

ANNEX L

TRAINING DRESS – AIR



ORDER OF DRESS	COMPOSITION	AUTHORIZED CLOTHING, ACCOUTREMENTS AND ACCESSORIES
 <p style="text-align: center;">C5</p>	<ul style="list-style-type: none"> • Wedge, beret / turban with Air Cadet headdress insignia, toque or wide-brimmed tan summer hat. • Field shirt. • Rank slip-ons. • Environmental (blue) / squadron / CTC t-shirt. • Field pants and belt. • Socks. • Multi-Purpose Boots (alternative footwear may be authorized when necessary based on the activity). 	<ul style="list-style-type: none"> • Appointment or rank brassard. • Nametape optional. • Lanyard. May be worn to indicate nominations to particular positions at the corps / CTC. <p>Note:</p> <ul style="list-style-type: none"> • May be worn under the all-season jacket. • Shirt may be worn with sleeves extended or rolled above the elbows.
 <p style="text-align: center;">C5A</p>	<ul style="list-style-type: none"> • Wedge, beret / turban with Air Cadet headdress insignia, toque or wide-brimmed tan summer hat. • Environmental (blue) / squadron / CTC t-shirt. • Field pants and belt. • Socks. • Multi-Purpose Boots (alternative footwear may be authorized when necessary based on the activity). 	<ul style="list-style-type: none"> • Appointment or rank brassard. • No name tag or tape.

Figure 6L-1 – Training Dress – Air



ORDER OF DRESS	COMPOSITION	AUTHORIZED CLOTHING, ACCOUTREMENTS AND ACCESSORIES
 <p style="text-align: center;">C5B</p>	<ul style="list-style-type: none"> • Flight suit. • Issued ball cap. • Environmental t-shirt (blue) • Rank slip-ons. • Socks. • Boots (alternative footwear may be authorized based on the activity). 	<ul style="list-style-type: none"> • Nametape only (worn on the front right side above the zippered pocket). • Squadron badge (worn on the right shoulder). • Aircraft badge (worn on the left shoulder). • Cloth glider / power pilot badge (worn on the front left side above the zippered pocket). • Glider pilot instructor course badge (worn on front left side under the zippered pocket). <p>NOTE:</p> <ul style="list-style-type: none"> • Worn IAW A-DH-265-000/AG-001 CFP 265 Canadian Armed Forces Dress Instructions
 <p style="text-align: center;">C5C</p>	<p>Personal or issued:</p> <ul style="list-style-type: none"> • Ball cap, turban or wide brimmed tan summer hat (CTC only). (Headdress is optional for indoor sports activities). • Environmental t-shirt (blue). • Shorts. • Socks or white sport socks. • Runners. 	<ul style="list-style-type: none"> • Appointment or rank brassard. • No name tag or tape.

Figure 6L-2 – Training Dress – Air

SECTION 7
ORDERS OF DRESS

CATEGORY	ORDER NO.	OCCASIONS WHEN WORN
CEREMONIAL DRESS	C1	A formal order of dress, worn on occasion including: <ul style="list-style-type: none"> a. formal ceremonies or parades; b. guards of honour; and c. church services or parades.
HIGHLAND DRESS	C1H	A formal or routine order of dress for Highland and kilted Irish units and pipe bands.
MESS DRESS	C2	Optional formal order of dress worn on the following occasions: <ul style="list-style-type: none"> a. mess or formal dinners; and b. other occasions as ordered.
SERVICE DRESS	C3	Routine daily duty.
	C3A	At the discretion of corps / squadron CO.
	C3B	At the discretion of corps / squadron CO.
	C3C	Travel dress. Service dress at the discretion of corps / squadron CO.
TRAINING DRESS	C5	A functional order of dress worn when participating in specific environmental training such as nautical training, marksmanship, garrison / field training or flying.
	C5A	A functional order of dress worn when participating in specific environmental training such as nautical training, marksmanship, garrison / field training or flying.
	C5B	A functional order of dress worn when participating in specific environmental training such as CAF deployments or flying.
	C5C	At the discretion of CTC or corps / squadron CO

THIS PAGE INTENTIONALLY LEFT BLANK

CHAPTER 7

JUNIOR CANADIAN RANGERS

SECTION 1 APPEARANCE AND DRESS INSTRUCTIONS

GENERAL

1. The appearance of the Junior Canadian Rangers (JCR) shall, on all occasions, be such as to reflect credit on the Canadian Armed Forces (CAF) and the JCR Programme.

RESPONSIBILITIES

2. All those involved in the JCR Programme shall:
- a. become acquainted with and obey all regulations and instructions for the performance of their duties; and
 - b. conform to the established policies of the JCR Programme.

UNIFORM

3. All JCR are issued clothing as outlined in the JCR Programme Material Authorization D08120CFS, *JCR Equipment and Clothing*.
4. Issued clothing will be worn, where practical, at all JCR activities. While there are no regulations for personal appearance, restrictions may be placed on those involved in the JCR Programme for reasons of safety or hygiene. Care shall be taken to keep issued clothing clean and in good repair. Issued and civilian clothing can be mixed in order to provide adequate protection as required.
5. Issued clothing that has been lost or damaged may be replaced at no cost to the JCR.
6. Cadets and Junior Canadian Rangers (CJCR) is the approving authority for the wearing of badges and accoutrements on the JCR uniforms.

THIS PAGE INTENTIONALLY LEFT BLANK

SECTION 2 INSIGNIA

1. **Insignia Type.** Insignia types are as follows:
 - a. sewn; and
 - b. pinned.
2. **Insignia classification.** Insignia are classified as follows:
 - a. rank;
 - b. proficiency;
 - c. participation / competition; and
 - d. commemorative.

LIMITATION AND LOCATION OF INSIGNIA

3. **Sewn Insignia.** For sewn insignia, cadets shall wear on the JCR sweatshirt:
 - a. JCR:
 - (1) only the highest marksmanship achievement is to be worn on the left arm, placed 6 cm from the bottom edge of the cuff. For the first three levels, the numerical badge is placed at 6 cm and the crossed rifles are positioned 0.5 cm above the numerical badge;
 - (2) any further additional badges authorized in the future will follow the Army Cadet standards as per chapter 3.

JCR – LEFT SLEEVE

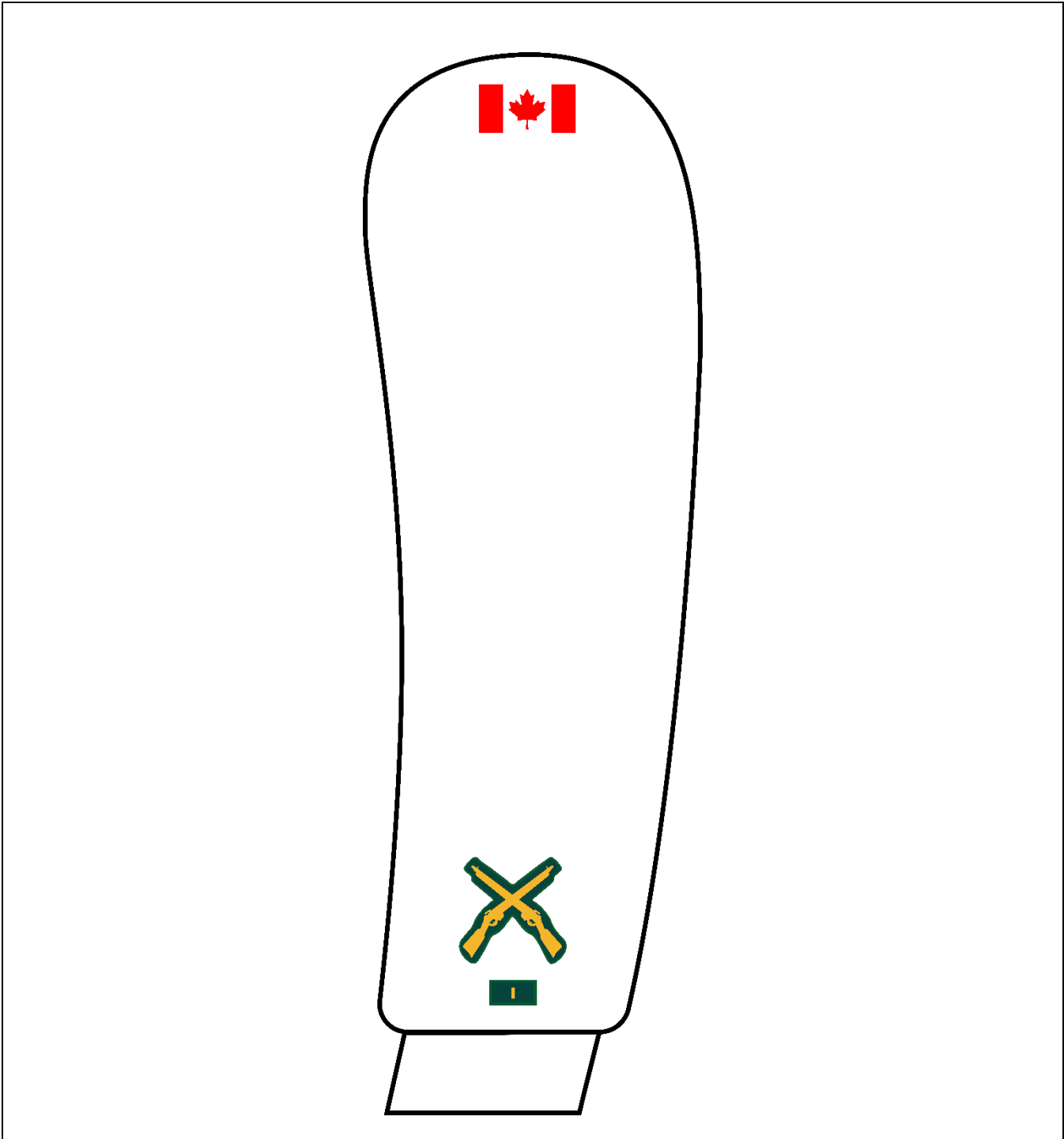


Figure 7-2-1 – Insignia Placement

SECTION 3
RANK AND ACCOUTREMENTS

1. JCR rank is worn primarily on the hoodie epaulette with JCR legend on the sweatshirt and green CCO coat.
2. **Remembrance Day Symbols.** The Remembrance Day poppy is authorized to be worn on all uniforms from the last Friday of October until Remembrance Day (November 11th). The poppy is authorized for wear on the sweatshirt to be displayed on the top centre of the rank tab. On the all-season coat, the poppy is to be displayed on the left chest.
3. Other accoutrements provided for in the approved JCR Programme Material Authorization D08120CFS, *JCR Equipment and Clothing* may also be worn.

THIS PAGE INTENTIONALLY LEFT BLANK

**ANNEX A
JUNIOR CANADIAN RANGERS
POSITIONING OF POPPY**




Figure 7A-1 – Positioning of Poppy

THIS PAGE INTENTIONALLY LEFT BLANK

SECTION 4

MEDALS AND OTHER HONOURS

1. The wearing of medals, ribbons and awards is a uniform matter governed by these Cadet Dress Instructions and CJCR Gp O 10050, *JCR National Honours and Awards* for JCRs.
2. Medals / ribbons / awards are not worn on outerwear.
3. A JCR may be awarded a Canadian Order, Decoration or Medal (e.g., the Queen's Jubilee Medal) as part of the Canadian Honours System (CHS). Refer to *A-DH-300-000/JD-001 Canadian Honours and Awards*. contact the chain of command for information regarding the wearing of these medals. Medals awarded through the National Cadet Honours and Awards are not part of the CHS. This chapter only refers to medals awarded through the National Cadet Honours and Awards.

METHOD OF MOUNTING AND WEARING ORDERS, DECORATIONS AND MEDALS

4. **Order of Precedence.** The order of precedence for medals is IAW CJCR Gp O 10050, *JCR National Honours and Awards*.
5. **Wearing of Medals.** Medals are worn on the right side of the chest, in line with the middle of the epaulette on the JCR sweatshirt.
6. **Wearing of Ribbons.** Ribbons are worn on the right side of the chest, in line with the middle of the epaulette on the JCR sweatshirt.
7. **Court Mountings.** Medals and ribbons may be court mounted at no cost to the public. The ribbons and medals shall be mounted on a panel, its size determined by the number of medals worn. The lower edge of the panel shall be in line with the centre of the medals. Commencing from the lower edge, each ribbon shall run up the front of the panel to the top and back down to the medal. There is no minimum number of medals required for court mounting.

COMMENDATIONS AND AWARDS

8. **Chief of the Defence Staff Commendation.** A gold plated, satin-finished insignia, consisting of a bar with three maple leaves, measuring 2 cm long by 0.5 wide. Reference for placement is illustrated in Figure 7-4-4.
9. **Command Commendation (VCDS / RCN / CA / RCAF Commendation).** A silver plated, satin-finished insignia, consisting of a bar with three maple leaves, measuring 2 cm long by 0.5 cm wide. Reference for placement is illustrated in Figure 7-4-4.
10. **Cadet Commendation Pin.** A silver-plated insignia, consisting of a bar with a single maple leaf, measuring 2 cm long by 0.5 cm wide. Reference for placement is illustrated in Figure 7-4-5.
11. **Navy League of Canada Award of Commendation.** A silver-plated insignia, consisting of a bar with a single anchor leaf, measuring 2 cm long by 0.75 cm wide. Reference for placement is illustrated in Figure 7-4-5.
12. **Duke of Edinburgh's International Awards.** Awarded to members of participating organizations, whose members are between the ages of 14 and 25 years and who, as individuals, are participating in the Duke of Edinburgh Award Scheme. The oval shaped metal pin, displaying the cypher of HRH, The Duke of Edinburgh, is awarded in bronze, silver or gold, depending upon the level of the award achieved.

METHOD OF WEARING COMMENDATIONS AND AWARDS

13. Commendation pins and Duke of Edinburgh pins are worn on the right side of the chest, in line with the middle of the epaulette on the JCR sweatshirt. If medals are worn, commendations and Duke of Edinburgh pins are worn 0.5 cm below these.

14. **Multiple Commendations and Awards.** If a JCR has multiple commendation pins, or a commendation pin and a Duke of Edinburgh pin, they are worn one above the other (0.5 cm apart) in the following order of precedence:

- a. Chief of Defence Staff Commendation;
- b. Command Commendation;
- c. Cadet Commendation;
- d. Navy League of Canada Award of Commendation; and
- e. Duke of Edinburgh's International Award.



Figure 7-4-1 – Method of Wear for JCR Medals



Figure 7-4-2 – Method of Wear of JCR Ribbons

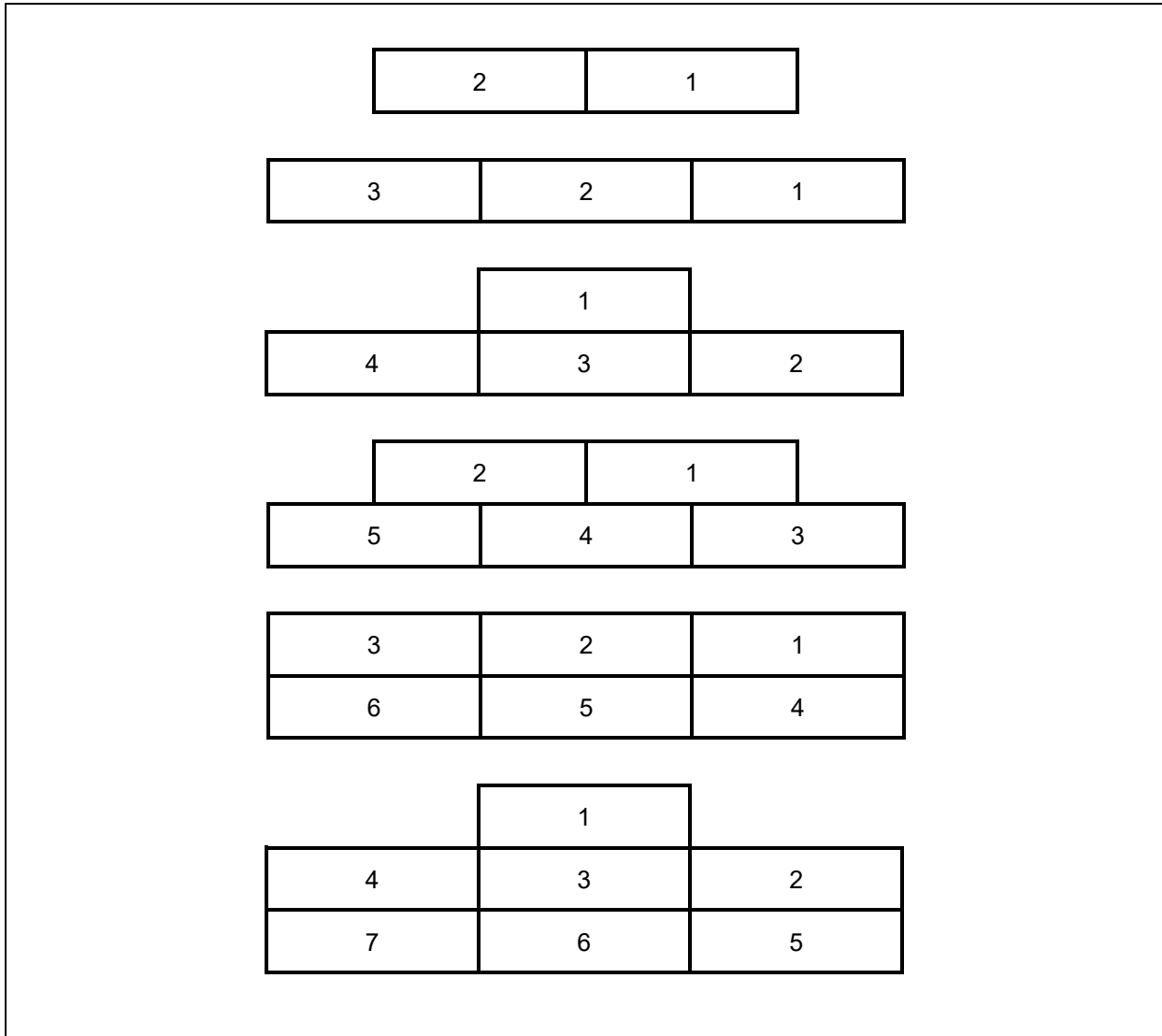


Figure 7-4-3 – Precedence of Undress Ribbon Rows

NATIONAL COMMENDATIONS



Insignia	Illustration
<p>Chief of the Defence Staff Commendation (CDS Commendation)</p>	
<p>Command Commendation (VCDS / RCN / CA / RCAF Commendation)</p>	
<p>A National Commendation Pin shall be worn centered on the upper left side of sweatshirt, symmetric to the Cadet Commendation Pin.</p> <p>This pin is worn on the sweatshirt only.</p>	

Figure 7-4-4 – National Commendations Insignia

CADET COMMENDATIONS



Insignia	Illustration
<p>Commander’s Cadet Commendation Pin</p>	
<p>Navy League of Canada Award of Commendation</p>	
<p>A Cadet Commendation Pin shall be worn centered on the upper right side of sweatshirt as per Figure 7-4-1 and 7-4-2.</p> <p>This pin is worn on the sweatshirt only.</p>	

Figure 7-4-5 – Cadet Commendations Insignia

THE DUKE OF EDINBURGH'S INTERNATIONAL AWARD




Insignia	Illustration
<p align="center">Bronze</p>	
<p align="center">Silver</p>	
<p align="center">Gold</p>	
<p>The Bronze, Silver or Gold pin awarded under the Duke of Edinburgh Award Program shall be worn centred on the right side of sweatshirt as per Figure 7-4-1 and 7-4-2.</p> <p>The pin is worn on the sweatshirt only.</p>	

Figure 7-4-6 – The Duke of Edinburgh Pin

THIS PAGE INTENTIONALLY LEFT BLANK

SECTION 5**ORDERS OF DRESS**

1. The JCR uniform / orders of dress are a blend of authorized JCR green items and civilian attire. JCR authorized items:

- a. ball-cap, green with embroidered JCR badge;
- b. sweatshirt, green hooded with JCR badge on front, rank tab centred above badge and Velcro removable Canadian flag on shoulder;
- c. t-shirt, green JCR badge on the left chest and Canadian flag on left sleeve;
- d. black or brown coloured civilian pattern belt.;
- e. JCR shoes or civilian footwear relative to environmental conditions;
- f. authorized Cold Weather items;
- g. green fleece toque;
- h. green Canadian Cadet Organization (CCO) all-season coat with JCR badge;
- i. civilian pattern wind pants; and
- j. CCO black gloves.

THIS PAGE INTENTIONALLY LEFT BLANK

ANNEX B

JUNIOR CANADIAN RANGERS

DISTINCTIVE UNIFORM



<p>ORDER OF DRESS T-Shirt / Sweatshirt / Cold Weather</p>	<p>COMPOSITION</p>	<p>AUTHORIZED CLOTHING, ACCOUTREMENTS AND ACCESSORIES</p>
	<ul style="list-style-type: none"> • green ball-cap. • green sweatshirt with red JCR badge. • green t-shirt. • green JCR pants. • JCR or civilian pattern footwear. 	<ul style="list-style-type: none"> • Black or brown coloured civilian pattern belt.
	<ul style="list-style-type: none"> • green fleece toque. • green CCO all- season coat with JCR badge. • civilian pattern windpants. • civilian pattern boots. • black CCO gloves. 	

Figure 7B-1 – Orders of Dress – JCR

THIS PAGE INTENTIONALLY LEFT BLANK